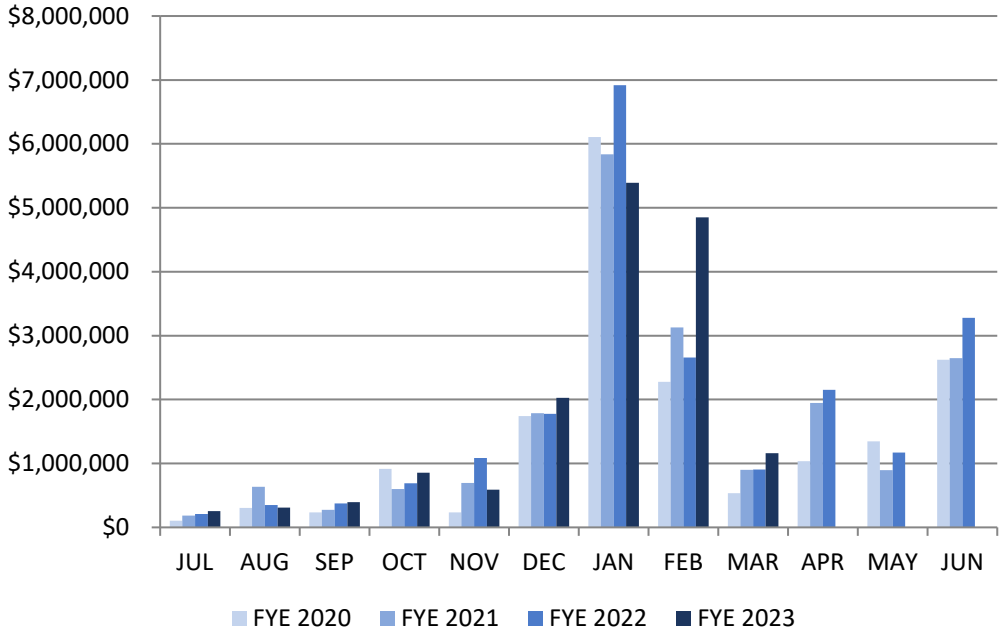




MONTHLY FINANCIAL UPDATE – March 2023

GENERAL FUND – OVERVIEW OF REVENUE



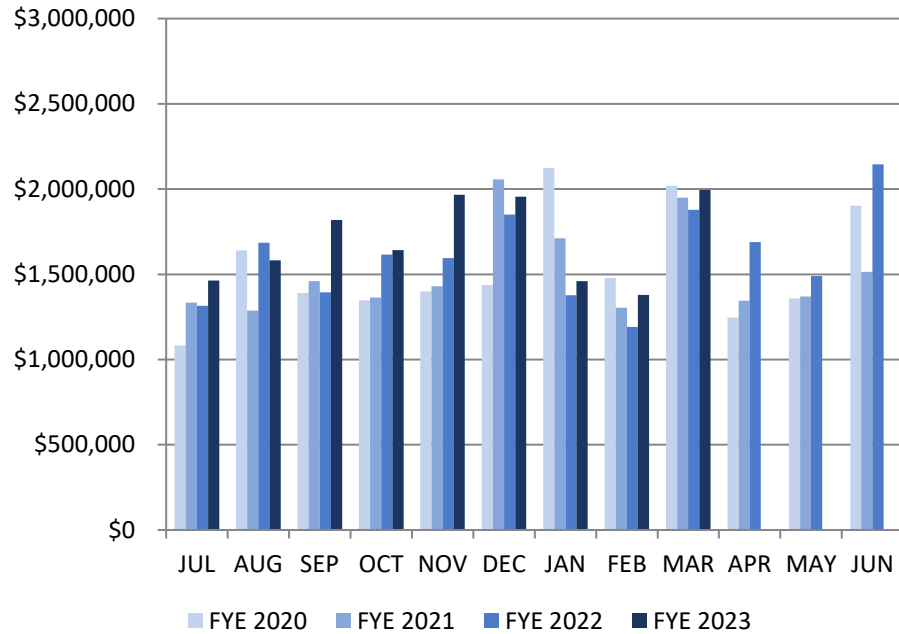
General Fund - Fiscal Year Revenue Comparison			
As of March 2023			
FY – 2022	FY – 2023	\$ Difference	% Increase/Decrease
\$14,972,900.63	\$15,962,036.00	\$989,135.37	6% Increase

2022	Revenue	2023	Revenue
JUL	\$211,193.39	JUL	\$255,034.15
AUG	\$351,888.16	AUG	\$328,540.23
SEP	\$375,939.44	SEP	\$392,396.09
OCT	\$692,168.03	OCT	\$857,732.78
NOV	\$1,084,201.27	NOV	\$592,287.57
DEC	\$1,776,673.63	DEC	\$2,027,064.25
JAN	\$6,919,588.66	JAN	\$5,391,747.55
FEB	\$2,666,226.76	FEB	\$4,849,177.62
MAR	\$904,584.86	MAR	\$1,158,431.96
APR	\$2,149,493.80	APR	
MAY	\$1,172,728.76	MAY	
JUN	\$3,277,056.82	JUN	
Year to Date Other Financing Sources	\$700,260.85	Year to Date Other Financing Sources	\$109,623.80
YTD Revenue*	\$22,282,004.43	YTD Revenue*	\$15,962,036.00
% of BUDGET	110%	% of BUDGET	71%
BUDGET	\$19,561,265.00	BUDGET	\$21,200,964.00
Budgeted Other Financing Sources	\$784,056.00	Budgeted Other Financing Sources	\$1,137,005.00
TOTAL	\$20,345,321.00	TOTAL	\$22,337,969.00

*YTD Revenue includes other financing sources (Proceeds disposal of assets/Insurance Proceeds/Transfers from Special Revenue)
 Other Financing Sources:

Proceeds on Disposals Capital Assets	\$ 82,219.00
Insurance Proceeds	\$ 20,990.00
Transfer from PW Enterprise Fund	\$ 0.00
Year-to-Date Other Financing Sources:	<u>\$109,623.80</u>

GENERAL FUND – OVERVIEW OF EXPENDITURES



2022	Expenditures	2023	Expenditures
JUL	\$1,314,397.13	JUL	\$1,289,881.77
AUG	\$1,684,809.07	AUG	\$1,582,620.61
SEP	\$1,393,370.11	SEP	\$1,817,859.46
OCT	\$1,614,995.41	OCT	\$1,641,005.50
NOV	\$1,595,685.75	NOV	\$1,954,832.14
DEC	\$1,850,459.73	DEC	\$1,955,773.48
JAN	\$1,377,865.20	JAN	\$1,459,121.30
FEB	\$1,191,227.02	FEB	\$1,379,273.57
MAR	\$1,878,636.01	MAR	\$1,994,200.14
APR	\$1,689,603.76	APR	
MAY	\$1,490,303.24	MAY	
JUN	\$2,145,491.63	JUN	
YTD	\$19,226,844.06	YTD	\$15,074,567.97
% of BUDGET	95%	% of BUDGET	67%
BUDGET	\$20,345,321.00	BUDGET	\$22,337,969.00

Cash on Hand as of March 31, 2023:
\$18,544,282.78

General Fund - Fiscal Year Expense Comparison			
As of March 2023			
<u>FY – 202</u>	<u>FY – 2023</u>	<u>\$ Difference</u>	<u>% Increase/Decrease</u>
\$13,901,445.43	\$15,074,567.97	\$1,173,122.54	8% Increase

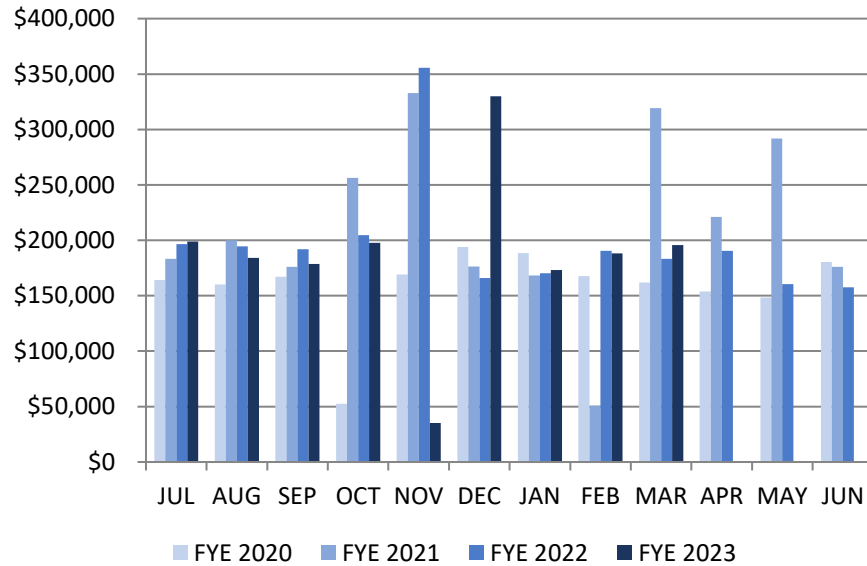
GENERAL FUND – OVERVIEW OF DEBT

GENERAL OBLIGATION BONDS	Maturity Date	Original Amount	Remaining Balance (Principal)	Payments Already Made in FYE 2023	Amount Still Due in FYE 2023 (Principal & Interest)
2019 G.O. Bond	4/1/2026	\$772,000	\$451,000.00	\$0.00	\$118,817.00

INSTALLMENT PURCHASE REVENUE BONDS	Maturity Date	Original Amount	Remaining Balance (Principal)	Payments Already Made in FYE 2023	Amount Still Due in FYE 2023 (Principal & Interest)
2021 IPRB	6/30/2042	\$11,300,000.00	\$11,300,000.00	\$799,993.76	\$0.00

2021 IPRB Details	Beginning Balance	Debt Service Payments (Monthly Installment)	Principal/Interest/Construction (Made by US Bank on behalf of City)	Ending Balance
US Bank – Project Fund	\$12,011,222.02		(\$94,046.54) DP3 (\$28,880.00) Cole Jenest & Stone (\$2,625.00) Bunnell Lammons \$6,376.15 Interest \$48,025.69 – (Loss)/Gain on investment	\$11,940,072.32

SEWER FUND – OVERVIEW OF REVENUE†



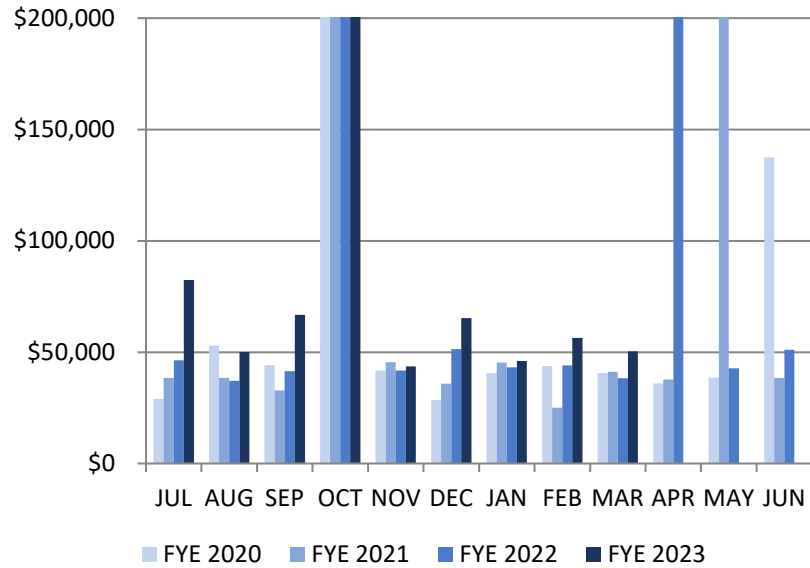
2022	Revenue	2023	Revenue
JUL	\$196,557.98	JUL	\$198,793.41
AUG	\$194,555.97	AUG	\$184,016.63
SEP	\$191,890.84	SEP	\$178,594.97
OCT	\$204,670.79	OCT	\$197,643.63
NOV	\$355,574.79	NOV	\$35,289.35*
DEC	\$165,850.50	DEC	\$330,057.34
JAN	\$170,334.61	JAN	\$173,065.25
FEB	\$190,619.53	FEB	\$188,135.16
MAR	\$183,374.59	MAR	\$195,835.85
APR	\$190,400.43	APR	
MAY	\$160,477.76	MAY	
JUN	\$157,981.34	JUN	
YTD	\$2,362,289.13	YTD	\$1,681,431.59
% of BUDGET	108%	% of BUDGET	76%
BUDGET	\$2,187,000.00	BUDGET	\$2,215,000.00

† Excludes donated sewer infrastructure

<u>Sewer Fund - Fiscal Year Revenue Comparison</u>			
<u>As of March 2023</u>			
<u>FY – 2022</u>	<u>FY – 2023</u>	<u>\$ Difference</u>	<u>% Increase/Decrease</u>
\$1,853,422.37	\$1,681,431.59	\$171,990.78	9% Decrease

*November revenues were not received until December from Greenville Water

SEWER FUND – OVERVIEW OF EXPENDITURES[‡]



2022	Expenditures	2023	Expenditures
JUL	\$46,266.91	JUL	\$79,199.33
AUG	\$37,094.52	AUG	\$50,138.97
SEP	\$41,519.93	SEP	\$66,756.56
OCT	\$211,333.82	OCT	\$211,326.04
NOV	\$41,692.54	NOV	\$43,454.90
DEC	\$51,380.84	DEC	\$65,257.17
JAN	\$43,168.15	JAN	\$46,010.90
FEB	\$44,093.02	FEB	\$56,331.03
MAR	\$38,284.75	MAR	\$50,414.15
APR	\$212,747.17	APR	
MAY	\$42,696.88	MAY	
JUN	\$51,130.30	JUN	
YTD	\$861,408.83	YTD	\$668,889.05
% of BUDGET	79%	% of BUDGET	58%
BUDGET	\$1,086,740.00	BUDGET	\$1,402,496.00

ASSETS*

FYE 2023 EQUIPMENT PURCHASES (YTD): \$0.00
 FYE 2023 VEHICLE PURCHASES (YTD): \$63,102.00

Cash on Hand as of March 31, 2023:
\$5,457,324.94

<u>Sewer Fund - Fiscal Year Expense Comparison</u>			
<u>As of March 2023</u>			
<u>FY – 2022</u>	<u>FY – 2023</u>	<u>\$ Difference</u>	<u>Increase/Decrease</u>
\$554,834.48	\$668,889.05	\$114,054.57	17% Increase

SEWER FUND – OVERVIEW OF LIABILITIES

LIABILITIES*

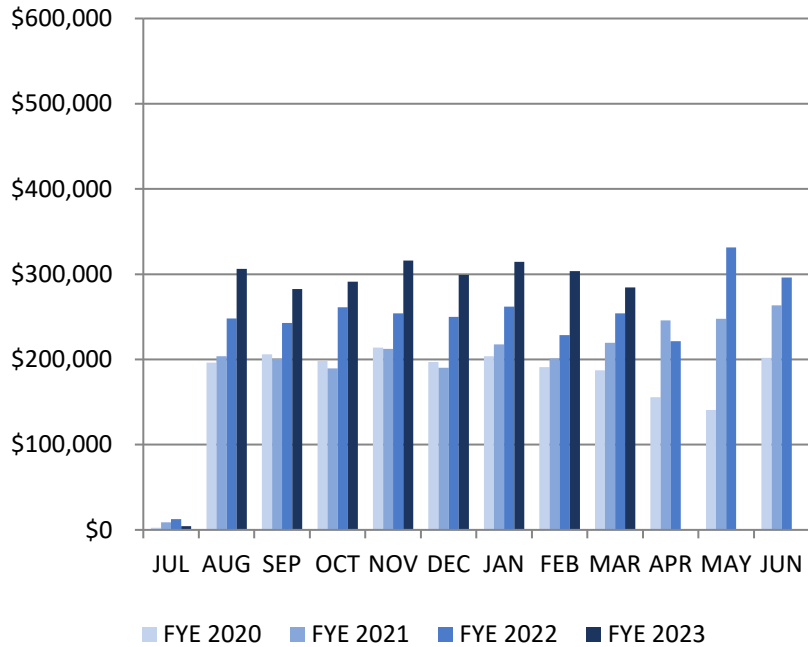
REVENUE BOND*	Maturity Date	Original Amount	Remaining Balance (Principal)	Payments Already Made in FYE 2023	Amount Still Due in FYE 2023 (Principal & Interest)
2016 Revenue Bond	4/1/2037	\$10,270,000.00	\$8,370,000.00	\$165,106.25	\$580,106.25

‡ Excludes depreciation expenses

* Not included in expenditure report

2016 Sewer Revenue Bond Details	Beginning Balance	Debt Service Payments (Monthly Installment)	Principal/Interest/Construction (Made by US Bank on behalf of City)	Ending Balance
US Bank – Debt Service Fund	\$522,936.87	\$62,101.03	\$1,460.41 - Interest	\$586,498.31

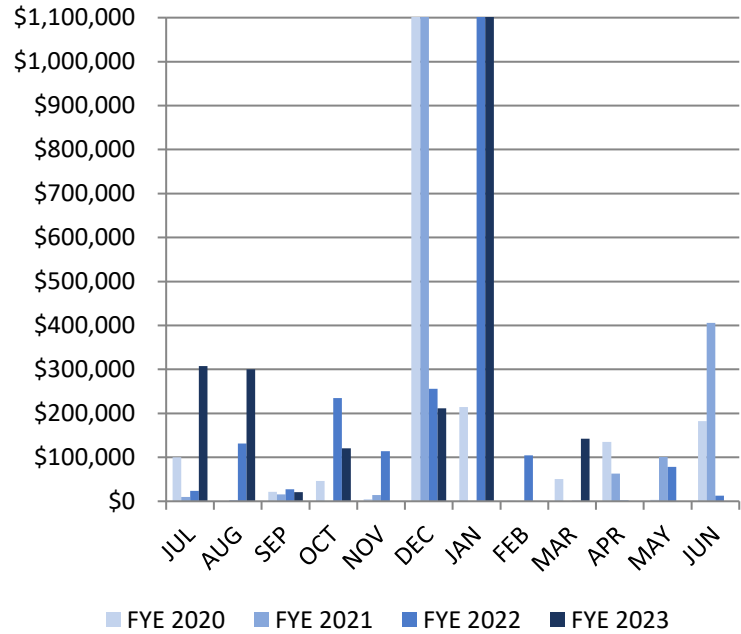
SPECIAL REVENUE FUND – OVERVIEW OF REVENUE



2022	Revenue	2023	Revenue
JUL	\$12,811.79	JUL	\$4,462.43
AUG	\$248,096.02	AUG	\$306,254.96
SEP	\$242,628.66	SEP	\$282,530.77
OCT	\$261,230.38	OCT	\$291,035.75
NOV	\$254,084.82	NOV	\$316,078.52
DEC	\$250,090.59	DEC	\$298,964.24
JAN	\$261,911.98	JAN	\$314,641.00
FEB	\$228,550.89	FEB	\$303,524.22
MAR	\$254,113.40	MAR	\$284,583.45
APR	\$221,189.54	APR	
MAY	\$331,278.83	MAY	
JUN	\$296,160.73	JUN	
YTD	\$2,862,147.63	YTD	\$2,402,075.34
% of BUDGET	119%	% of BUDGET	78%
BUDGET	\$2,409,909.00	BUDGET	\$3,092,000.00

<i>Special Revenue - Fiscal Year Revenue Comparison</i>			
<i>As of March 2023</i>			
<u>FY – 2022</u>	<u>FY – 2023</u>	<u>\$ Difference</u>	<u>% Increase/Decrease</u>
\$2,013,518.53	\$2,402,075.34	\$388,556.81	16% Increase

SPECIAL REVENUE FUND – OVERVIEW OF EXPENDITURES^



2022	Expend	Transfers	2023	Expend	Transfers
JUL	\$57,038.49	\$0.00	JUL	\$307,526.76	\$0.00
AUG	\$81,809.08	\$49,498.76*	AUG	\$300,545.79	\$0.00
SEP	\$27,093.91	\$0.00	SEP	\$20,608.29	\$0.00
OCT	\$83,593.17	\$151,267.00*	OCT	\$120,784.88	\$0.00
NOV	\$113,594.76	\$0.00	NOV	-\$3,641.41	\$0.00
DEC	\$13,892.61	\$241,834.55*	DEC	\$211,371.96	\$0.00
JAN	\$1,390,973.12	\$578,728.16*	JAN	\$1,150,919.06	\$0.00
FEB	\$15,707.59	\$88,779.86*	FEB	\$677.59	\$0.00
MAR	\$1,255.21	\$0.00	MAR	\$142,540.82	\$0.00
APR	\$1,597.11	\$0.00	APR		
MAY	\$780.19	\$77,352.46*	MAY		
JUN	\$11,156.13	\$1,448.16	JUN		
YTD	\$1,798,491.37	\$1,188,908.95*	YTD	\$2,251,333.74	\$0.00
% of f BUDGET	97%	214%	% of BUDGET	103%	0%
BUDGET	\$1,854,405.00	\$555,504.00	BUDGET	\$2,183,447.00	\$637,005.00

Cash on Hand as of March 31, 2023:
\$4,492,493.50

<i>Special Revenue Expenses - Fiscal Year Expense Comparison</i>			
<i>As of March 2023</i>			
<u>FY – 2022</u>	<u>FY – 2023</u>	<u>\$ Difference</u>	<u>% Increase/Decrease</u>
\$2,861,809.27	\$2,251,333.74	\$610,475.53	21% Decrease

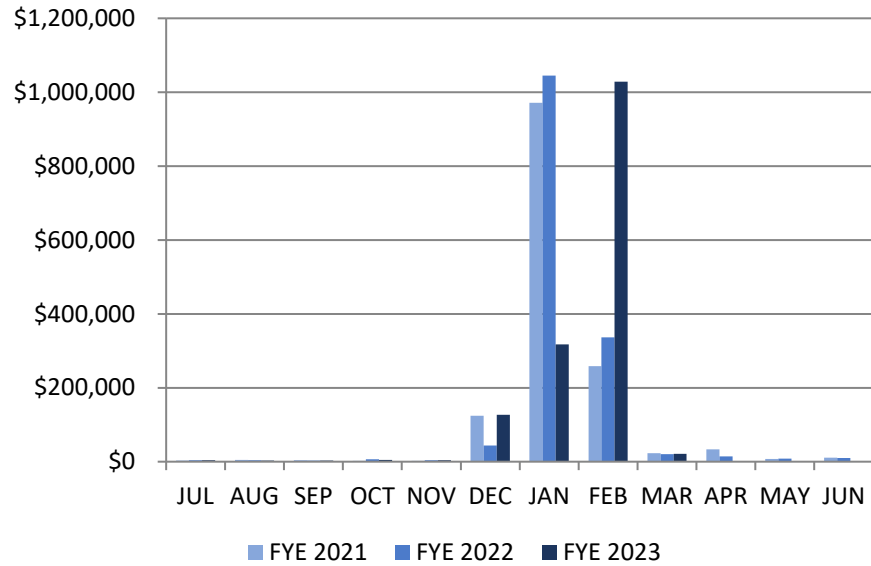
* Includes transfer to the Simpsonville Arts Center for the Resolution #2019-05 (Arts Center Renovations)

SPECIAL REVENUE – OVERVIEW OF DEBT

H&A TAX REVENUE REFUNDING AND IMPROVEMENT BOND	Maturity Date	Original Amount	Remaining Balance (Principal)	Payments Already Made in FYE 2023	Amount Still Due in FYE 2023 (Principal & Interest)
2021 Revenue Bond	6/30/2036	\$14,155,000.00	\$13,225,000.00	\$1,280,350.00	\$0.00

2021 H&A TAX REVENUE BOND Details	Beginning Balance	Debt Service Payments (Monthly Installment)	Principal/Interest/Construction (Made by US Bank on behalf of City)	Ending Balance
US Bank – Interest Account	\$94,865.95	\$46,183.33	\$222.38 – Interest Earned	\$141,271.66
US Bank – Principal Account	\$128,215.50	\$60,416.67	\$303.64 – Interest Earned	\$188,935.81
US Bank – Construction Fund	\$13,295,723.72		(\$115,448.50) – Cole Jenest&Stone (\$20,000.00) – Burdette Engineering \$16,038.06 – Interest Earned \$70,185.20 – (Loss)/Gain on Investment	\$13,246,498.48

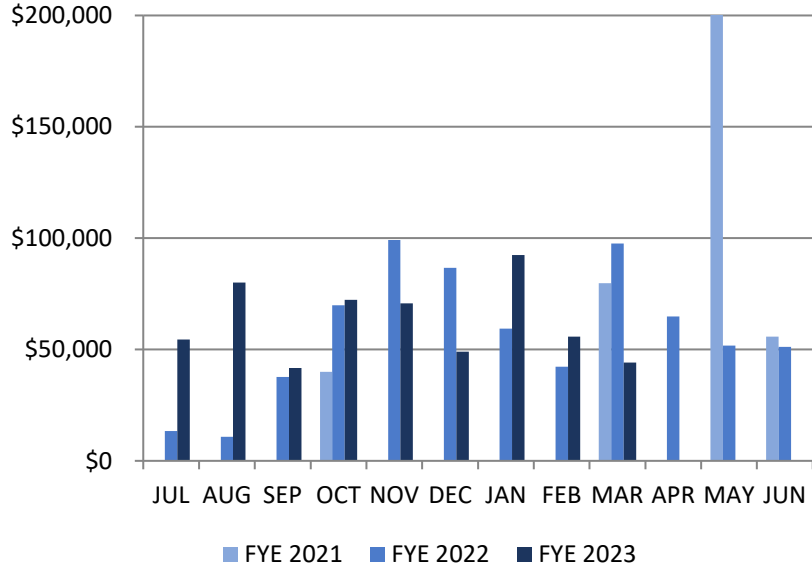
PUBLIC WORKS ENTERPRISE FUND – OVERVIEW OF REVENUE†



2022	Revenue	2023	Revenue
JUL	\$4,344.55	JUL	\$3,723.47
AUG	\$3,932.26	AUG	\$2,739.71
SEP	\$2,670.86	SEP	\$2,885.04
OCT	\$6,773.11	OCT	\$5,021.87
NOV	\$3,605.86	NOV	\$3,798.37
DEC	\$43,490.23	DEC	\$126,878.28
JAN	\$1,045,226.47	JAN	\$317,655.68
FEB	\$336,751.17	FEB	\$1,029,811.47
MAR	\$20,305.01	MAR	\$21,059.81
APR	\$14,067.60	APR	
MAY	\$8,609.39	MAY	
JUN	\$9,957.90	JUN	
YTD	\$1,499,734.41	YTD	\$1,513,573.70
% of Budget	106%	% of Budget	102%
Budget	\$1,421,500.00	Budget	\$1,478,500.00

<u>FY – 2022</u>	<u>FY – 2023</u>	<u>\$ Difference</u>	<u>% Increase/Decrease</u>
\$1,467,099.52	\$1,513,573.70	\$46,474.18	3% Increase

PUBLIC WORK ENTERPRISE FUND – OVERVIEW OF EXPENDITURES



2022	Expenditures	2023	Expenditures
JUL	\$13,314.08	JUL	\$52,019.62
AUG	\$10,731.88	AUG	\$80,046.86
SEP	\$37,736.42	SEP	\$41,681.12
OCT	\$69,904.28	OCT	\$72,274.90
NOV	\$99,188.33	NOV	\$70,453.75
DEC	\$86,713.09	DEC	\$49,034.86
JAN	\$59,375.69	JAN	\$92,427.55
FEB	\$42,299.89	FEB	\$55,754.99
MAR	\$97,589.12	MAR	\$44,069.20
APR	\$64,877.27	APR	
MAY	\$51,747.12	MAY	
JUN	\$51,228.20	JUN	
YTD	\$684,705.37	YTD	\$557,762.85
% of Budget	60%	% of Budget	52%
Budget	\$1,148,160.00	Budget	\$1,138,821.00

Cash on Hand as of March 31, 2023:
\$1,670,525.32

<i>PW Enterprise Fund Expenses - Fiscal Year Expense Comparison</i>			
		<i>As of March 2023</i>	
<i>FY – 2022</i>	<i>FY – 2023</i>	<i>\$ Difference</i>	<i>% Increase/Decrease</i>
\$516,852.78	\$557,762.85	\$40,910.07	7% Increase

Preliminary Budget Report (March 31st)

Ideal Remaining Percent 25%

Account	Budgeted Expenditures	YTD Expenditures	Encumbrance	Remaining Balance	Percent Remaining
Mayor/Council	\$140,294.00	\$93,329.59	\$0.00	\$46,964.41	33%
Administration					
<i>Administration</i>	\$3,171,118.00	\$2,329,643.22	\$450.00	\$841,024.78	27%
<i>Court</i>	\$288,203.00	\$191,813.14	\$0.00	\$96,389.86	33%
Police					
<i>Police</i>	\$5,883,694.00	\$3,974,227.07	\$111,880.03	\$1,797,587.90	31%
<i>Dispatch</i>	\$688,689.00	\$381,776.97	\$0.00	\$306,912.03	45%
Fire	\$7,416,580.00	\$5,100,919.70	\$18,019.31	\$2,297,640.99	31%
Public Works					
<i>Public Works</i>	\$1,843,921.00	\$1,083,636.35	\$7,164.70	\$753,119.05	41%
<i>Sewer</i>	\$1,402,496.00	\$668,889.05	\$16,500.00	\$467,106.95	41%
<i>Garage</i>	\$310,309.00	\$196,328.86	\$0.00	\$113,980.14	37%
Recreation					
<i>Recreation</i>	\$1,565,088.00	\$1,023,446.31	\$15,010.00	\$526,60.69	34%
<i>Heritage Park</i>	\$980,055.00	\$669,578.00	\$72,194.41	\$238,282.59	24%
<i>Amphitheater</i>	\$50,017.00	\$29,868.86	\$0.00	\$20,148.14	40%
Special Revenue	\$2,820,452.00	\$2,251,333.74	\$37,500.00	\$531,618.26	19%
PW Enterprise Fund	\$1,388,821.00	\$557,762.85	\$0.00	\$514,478.15	48%

<i>Department</i>	<i>Purchase Order Number</i>	<i>Purchase Order Date</i>	<i>Vendor</i>	<i>Description</i>	<i>Purchase Order Total</i>	<i>Status</i>
Fire Department	1000087	07/01/2022	Firehouse Innovations Corp	Forceable Entry Door	\$8,273.30	Complete
Police Department	1000088	07/06/2022	Santee Automotive	8 – 2022 Ford Interceptors AWD	\$283,864.00	Canceled
Fire Department	1000089	07/11/2022	Safe Industries	Ready Rack Gear Storage	\$3,445.00	Complete
Fire Department	1000090	07/11/2022	Safe Industries	MSA Lunar Thermal Imaging Camera	\$6,090.76	Complete
Fire Department	1000091	07/11/2022	Safe Industries	Akron Revolution Piston Intake	\$5,469.90	Complete
Public Works	1000092	07/15/2022	Hills Machinery Company	Blue Diamond Pick-up Broom	\$14,802.90	Open
Police Department	1000093	07/15/2022	Eagle Carports	24 x 60 Garage w/Roll Up Doors	\$19,231.48	Open
Fire Department	1000094	07/18/2022	OSi Federal Technology	DT Research Rugged Tablet	\$2,739.95	Complete
Public Works/Admin	1000095	07/18/2022	Esri	ARC GIS Maintenance/License	\$3,800.00	Complete
Public Works	1000096	07/18/2022	Carolina Industrial Equipment	Leaf Truck	\$248,675.00	Complete
Parks & Recreation	1000097	07/19/2022	Gameon	Football Jersey	\$6,908.82	Complete
Police Department	1000098	07/26/2022	West Chatham Warning	Patrol Vehicle Upfit	\$81,315.33	Canceled
Parks & Recreation	1000099	07/27/2022	Piedmont Door Solutions	Automatic Door-Senior Center	\$27,815.03	Complete
Fire Department	1000100	08/03/2022	NetZero	Upper Room UVGI Units	\$10,403.90	Complete
Parks & Recreation	1000101	08/01/2022	Focused Technology	Outdoor Movie System	\$14,999.00	Complete
Parks & Recreation	1000102	08/08/2022	NetZero	UVGI Units	\$7,105.50	Complete
Parks & Recreation	1000103	08/09/2022	Mastercraft Renovation Sys.	Retractable Bleacher System	\$26,308.00	Complete
Parks & Recreation	1000104	08/16/2022	Virco	Stackable Chairs	\$5,348.76	Complete
Fire Department	1000105	08/16/2022	Safe Industries	Globe Jacket/Pants	\$24,539.00	Complete
Fire Department	1000106	08/15/2022	Carolina Granite	Replacement Counter Top	\$4,234.70	Complete
Parks & Recreation	1000107	08/17/2022	Gameon	Baseball/Softball Jerseys	\$16,066.34	Complete
Parks & Recreation	1000108	08/17/2022	Gameon	Custom Printed Cap	\$11,501.00	Complete
Parks & Recreation	1000109	08/17/2022	Gameon	Cheer Uniforms	\$14,127.68	Complete
Public Works	1000110	08/23/2022	Schaefer Systems	Black Garbage Cans	\$50,165.09	Complete
Parks & Recreation	1000111	08/19/2022	Capital One	Flag Football Set	\$8,880.00	Complete
Fire Department	1000112	08/29/2022	West Chatham Warning	Lights & Lettering	\$3,875.61	Complete
Public Works	1000113	09/06/2022	Border State	Lanterns – Column Signs	\$6,678.00	Complete
Public Works	1000114	09/06/2022	Cartegraph System	SolutionServices–ComputerSoftware	\$36,756.72	Open
Fire Department	1000115	09/12/2022	Lynnstar Construction	Replace Parking Lot – Station 4	\$146,000.00	Complete
Public Works	1000116	09/14/2022	Firmin Ford	2022 Ford F250XL	\$63,525.00	Complete

<i>Department</i>	<i>Purchase Order Number</i>	<i>Purchase Order Date</i>	<i>Vendor</i>	<i>Description</i>	<i>Purchase Order Total</i>	<i>Status</i>
Police Department	1000117	09/15/2022	Santee Automotive	6 – 2022 Ford Police Interceptor	\$212,898.00	Complete
Police Department	1000118	09/15/2022	West Chatham Warning	6 - Patrol Vehicle Upfit	\$64,683.74	Open
Fire Department	1000119	09/23/2022	Safe Industries	Uniforms – Shirts	\$2,957.40	Complete
Fire Department	1000120	09/23/2022	Safe Industries	Uniforms – Pants	\$10,865.53	Complete
Fire Department	1000121	09/23/2022	Safe Industries	Uniforms – Polo	\$3,488.30	Complete
Public Works	1000122	09/26/2022	Cooper Motor	2023 Dodge Ram	\$74,889.00	Open
Public Works	1000123	09/28/2022	Amick Equipment	Petersen TL-3 Grapple Truck	\$192,988.80	Complete
Parks & Recreation	1000124	10/03/2022	Hills Machinery Company	Hudson 7 Ton Trailer	\$10,796.10	Open
Police Department	1000125	10/07/2022	Axon Enterprises	Blackhawk X26P (SRO Grant)	\$2,969.08	Complete
Police Department	1000126	10/07/2022	Motorola Solutions	Motorola Radio APX6500 (SRO Grant)	\$22,757.19	Open
Police Department	1000127	10/07/2022	Santee Automotive	2022 Ford Police (SRO Grant)	\$70,966.00	Complete
Police Department	1000128	10/11/2022	Utility Associates	Utility Bodyworn Camera	\$160,020.00	Complete
Parks & Recreation	1000129	10/17/2022	BMG Flooring	Hallway Carpet	\$6,865.42	Complete
Police Department	1000130	10/18/2022	SC Dept of Juvenile Justice	Juvenile Housing	\$10,000.00	Open
Fire Department	1000131	10/18/2022	Kimball Communications	800 MHZ's Radios	\$9,860.69	Complete
Administration	1000132	10/18/2022	Vic Bailey Ford	2022 Ford Ranger	\$23,653.00	Open
Police Department	1000133	11/14/2022	Craig's Firearm Supply	Glock Model 21 (Grant)	\$1,013.04	Complete
Police Department	1000134	11/14/2022	Craig's Firearm Supply	Glock Model 21	\$2,532.60	Complete
Police Department	1000135	11/16/2022	Lawmen's Distribution	Smith & Wesson Model 642	\$2,331.21	Complete
Police Department	1000136	11/16/2022	Lawmen's Distribution	Smith & Wesson Model 642 (Grant)	\$939.45	Complete
Police Department	1000137	11/16/2022	Pilgrim and Sons Concrete	24 x 60 Concrete Pad	\$12,571.60	Complete
Parks & Recreation	1000138	11/22/2022	Bailey Heating & Control Serv.	12.5 HVAC Gas Unit	\$24,750.00	Complete
Police Department	1000139	11/22/2022	Motorola Solutions	Mobile Radio APX6500	\$23,564.06	Open
Parks & Recreation	1000140	11/22/2022	Gameon	Youth/Adult Caps	\$14,606.80	Complete
Parks & Recreation	1000141	12/05/2022	J Callahan Construction	CCNB ADA Compliance	\$375,000.00	Open
Parks & Recreation	1000142	12/09/2022	Deere & Company	John Deere Gator XUV835E	\$31,178.18	Open
Fire Department	1000143	12/14/2022	US Patriot	Body Armor (Replacement)	\$6,154.73	Open
Parks & Recreation	1000144	12/21/2022	Gameon	Basketballs Jersey (Reversible)	\$5,289.40	Complete
Fire Department	1000145	01/10/2023	Wally's Fire & Safety Equip.	Wall Mounted Gear Rack	\$3,994.08	Open
Police Department	1000146	01/10/2023	Motorola Solutions	Motorola APX Console	\$9,408.25	Complete

<i>Department</i>	<i>Purchase Order Number</i>	<i>Purchase Order Date</i>	<i>Vendor</i>	<i>Description</i>	<i>Purchase Order Total</i>	<i>Status</i>
Police Department	1000147	01/17/2023	Ridgeline Technology	Panasonic 55 Toughbook	\$14,052.95	Open
Police Department	1000148	01/18/2023	Gosling Electrical Services	Electrical for Building at HP	\$7,208.00	Open
Public Works	1000149	02/14/2023	Benson Ford Mercury	2022 Ford F250 XL 4x4	\$63,102.00	Complete
Police Department	1000150	02/20/2023	Craig's Firearm Supply	Glock 30 Gen 4 – 45 cal	\$1,519.56	Complete
Park & Recreation	1000151	03/10/2023	Palmetto Flooring Gallery	Sand/Finish Woodside Gym Floors	\$15,010.00	Open
Parks & Recreation	1000152	03/15/2023	Capital One Card Services	Volleyball Jersey's	\$3,218.16	Complete
Parks & Recreation	1000153	03/15/2023	Capital One Card Services	Flag Football Sets	\$9,120.00	Complete
Fire Department	1000154	03/16/2023	Newton's Fire & Safety Equip.	Helmets	\$7,870.50	Complete
Parks & Recreation	1000155	03/21/2023	Gameon	Baseball/Softball Jerseys	\$17,881.97	Open
Public Works	1000156	03/28/2023	Herc Rentals	Roller – Ride on Smooth	\$7,164.70	Open