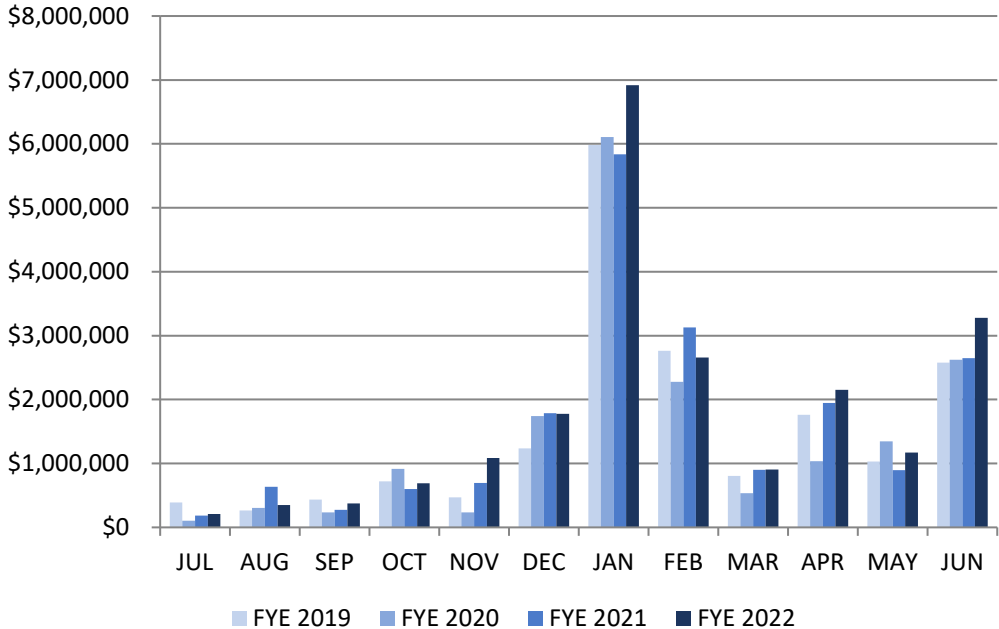




**MONTHLY FINANCIAL UPDATE – June 2022**

**GENERAL FUND – OVERVIEW OF REVENUE**



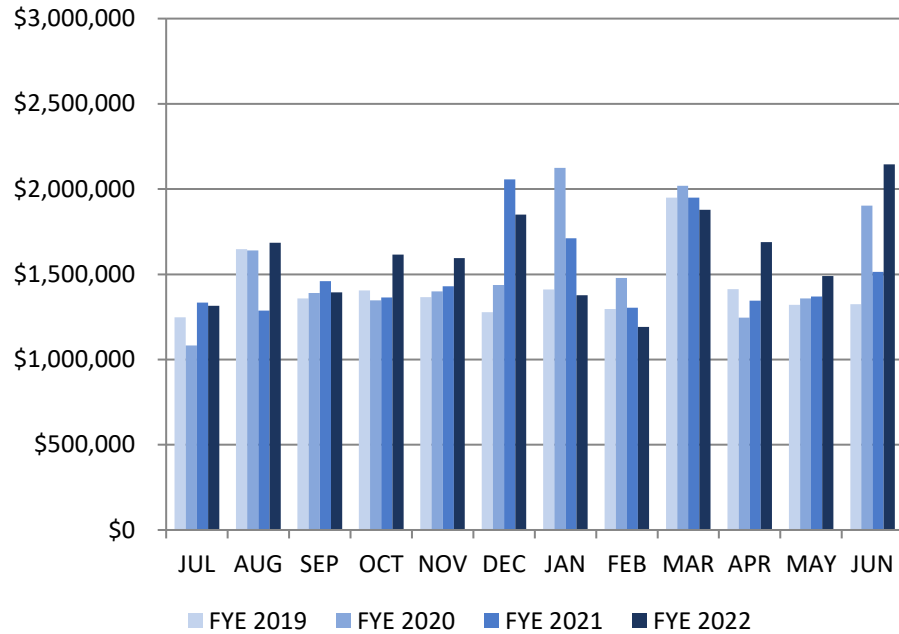
<b>General Fund - Fiscal Year Revenue Comparison</b>			
<b>As of June 2022</b>			
<b><u>FY – 2021</u></b>	<b><u>FY – 2022</u></b>	<b><u>\$ Difference</u></b>	<b><u>% Increase/Decrease</u></b>
\$19,524,137.40	\$21,572,412.07	\$2,048,274.67	8% Increase

<b>2021</b>	<b>Revenue</b>	<b>2022</b>	<b>Revenue</b>
<b>JUL</b>	\$182,938.94	<b>JUL</b>	\$211,193.39
<b>AUG</b>	\$633,473.09	<b>AUG</b>	\$351,888.16
<b>SEP</b>	\$272,768.71	<b>SEP</b>	\$375,939.44
<b>OCT</b>	\$559,447.10	<b>OCT</b>	\$692,168.03
<b>NOV</b>	\$694,915.27	<b>NOV</b>	\$1,084,201.27
<b>DEC</b>	\$1,788,025.31	<b>DEC</b>	\$1,776,673.63
<b>JAN</b>	\$5,837,020.65	<b>JAN</b>	\$6,919,588.66
<b>FEB</b>	\$3,129,929.11	<b>FEB</b>	\$2,666,226.76
<b>MAR</b>	\$898,002.24	<b>MAR</b>	\$904,584.86
<b>APR</b>	\$1,946,711.32	<b>APR</b>	\$2,149,493.80
<b>MAY</b>	\$895,896.20	<b>MAY</b>	\$1,172,728.76
<b>JUN</b>	\$2,645,009.46	<b>JUN</b>	\$3,277,056.82
<b>Year to Date Other Financing Sources</b>	\$244,886.22	<b>Year to Date Other Financing Sources</b>	\$700,260.85
<b>YTD Revenue*</b>	\$19,769,023.62	<b>YTD Revenue*</b>	\$22,282,004.43
<b>% of BUDGET</b>	98%	<b>% of BUDGET</b>	110%
<b>BUDGET</b>	\$19,399,934.00	<b>BUDGET</b>	\$19,561,265.00
<b>Budgeted Other Financing Sources</b>	\$820,000.00	<b>Budgeted Other Financing Sources</b>	\$784,056.00
<b>TOTAL</b>	\$20,219,934.00	<b>TOTAL</b>	\$20,345,321.00

\*YTD Revenue includes other financing sources (Proceeds disposal of assets/Insurance Proceeds/Transfers from Special Revenue)  
 Other Financing Sources:

Proceeds on Disposals Capital Assets	\$ 5,196.00
Insurance Proceeds	\$ 20,136.84
Transfer from PW Enterprise Fund	\$ 674,927.01
<b>Year-to-Date Other Financing Sources:</b>	<b>\$ 700,260.85</b>

## GENERAL FUND – OVERVIEW OF EXPENDITURES



2021	Expenditures	2022	Expenditures
JUL	\$1,333,164.00	JUL	\$1,314,397.13
AUG	\$1,287,505.67	AUG	\$1,684,809.07
SEP	\$1,459,924.46	SEP	\$1,393,370.11
OCT	\$1,364,536.50	OCT	\$1,614,995.41
NOV	\$1,429,550.88	NOV	\$1,595,685.75
DEC	\$2,056,647.97	DEC	\$1,850,459.73
JAN	\$1,710,426.10	JAN	\$1,377,865.20
FEB	\$1,303,263.06	FEB	\$1,191,227.02
MAR	\$1,948,921.10	MAR	\$1,878,636.01
APR	\$1,346,050.45	APR	\$1,689,603.76
MAY	\$1,369,843.66	MAY	\$1,490,303.24
JUN	\$1,513,584.10	JUN	\$2,145,491.63
<b>YTD</b>	<b>\$18,123,417.95</b>	<b>YTD</b>	<b>\$19,226,844.06</b>
% of BUDGET	90%	% of BUDGET	95%
<b>BUDGET</b>	<b>\$20,219,934.00</b>	<b>BUDGET</b>	<b>\$20,345,321.00</b>

**Cash on Hand as of June 30, 2022:**  
**\$19,670,952.41**

<b>General Fund - Fiscal Year Expense Comparison</b>			
<b>As of June 2022</b>			
<b><u>FY – 2021</u></b>	<b><u>FY – 2022</u></b>	<b><u>\$ Difference</u></b>	<b><u>% Increase/Decrease</u></b>
\$18,123,417.95	\$19,226,844.06	\$1,103,426.11	6% Increase

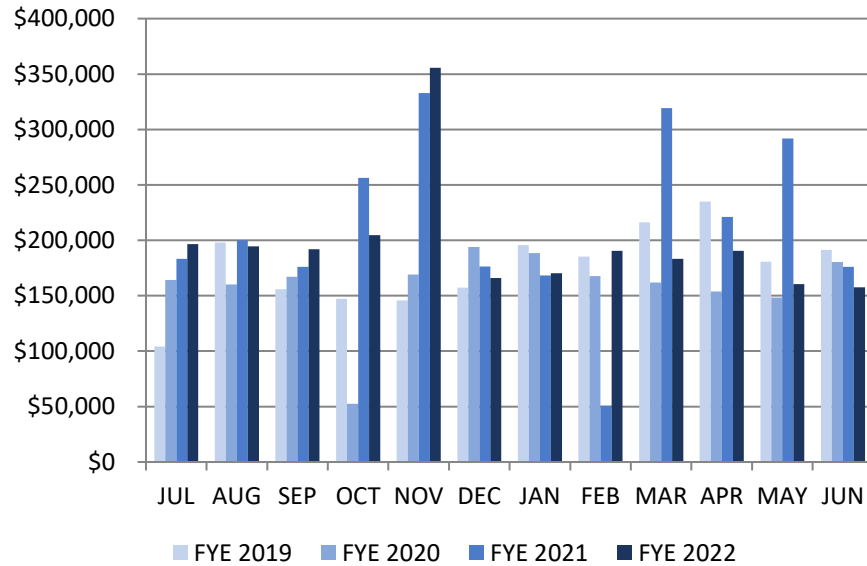
## GENERAL FUND – OVERVIEW OF DEBT

GENERAL OBLIGATION BONDS	Maturity Date	Original Amount	Remaining Balance (Principal)	Payments Already Made in FYE 2022	Amount Still Due in FYE 2022 (Principal & Interest)
2013 G.O. Refunding Bond	4/1/2022	\$1,756,162	\$67,521.00	\$68,077.61	\$0.00
2015 G.O. Bond	4/1/2022	\$1,175,000	\$34,000.00	\$34,311.09	\$0.00
2019 G.O. Bond	4/1/2026	\$772,000	\$560,000.00	\$120,082.62	\$0.00

INSTALLMENT PURCHASE REVENUE BONDS	Maturity Date	Original Amount	Remaining Balance (Principal)	Payments Already Made in FYE 2022	Amount Still Due in FYE 2022 (Principal & Interest)
2021 IPRB	6/30/2042	\$11,300,000.00	\$11,300,000.00	\$207,496.88	\$0

LOAN (CCNB) <i>(Motorola Radios PD)</i>	Maturity Date	Original Amount	Remaining Balance (Principal)	Payments Already Made in FYE 2022	Amount Still Due in FYE 2022 (Principal & Interest)
2019 CCNB Loan	8/1/2021	\$314,003.28	\$0.00	\$108,247.33 (prin. & int)	\$0.00

## SEWER FUND – OVERVIEW OF REVENUE†

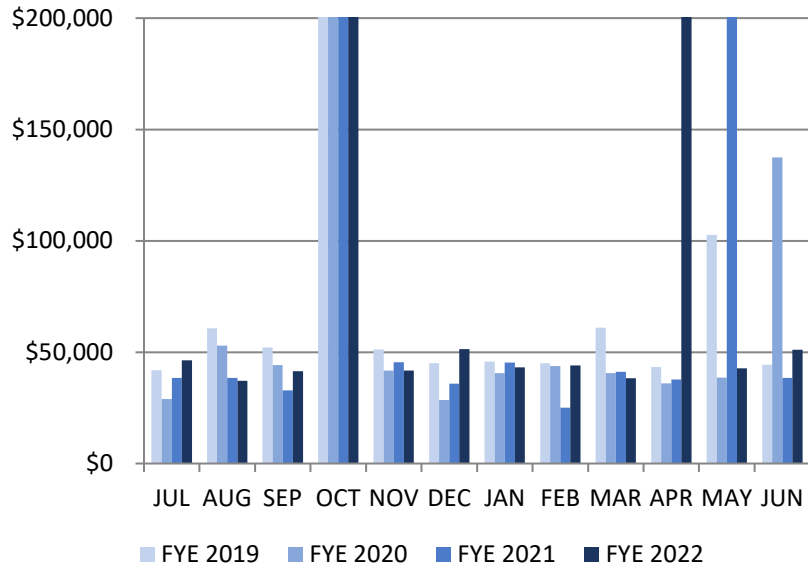


2021	Revenue	2022	Revenue
JUL	\$183,278.96	JUL	\$196,557.98
AUG	\$200,092.48	AUG	\$194,555.97
SEP	\$176,010.74	SEP	\$191,890.84
OCT	\$256,322.26	OCT	\$204,670.79
NOV	\$332,708.66	NOV	\$355,574.79
DEC	\$176,265.65	DEC	\$165,850.50
JAN	\$168,418.69	JAN	\$170,334.61
FEB	\$50,804.88	FEB	\$190,619.53
MAR	\$319,305.29	MAR	\$183,374.59
APR	\$220,964.62	APR	\$190,400.43
MAY	\$291,869.50	MAY	\$160,477.76
JUN	\$175,941.02	JUN	\$157,981.34
<b>YTD</b>	<b>\$2,551,982.75</b>	<b>YTD</b>	<b>\$2,362,289.13</b>
% of BUDGET	129%	% of BUDGET	108%
<b>BUDGET</b>	<b>\$1,977,000.00</b>	<b>BUDGET</b>	<b>\$2,187,000.00</b>

† Excludes donated sewer infrastructure

<u>Sewer Fund - Fiscal Year Revenue Comparison</u>			
<u>As of June 2022</u>			
<u>FY – 2021</u>	<u>FY – 2022</u>	<u>\$ Difference</u>	<u>% Increase/Decrease</u>
\$2,551,982.75	\$2,362,289.13	\$189,693.62	7% Decrease

**SEWER FUND – OVERVIEW OF EXPENDITURES<sup>‡</sup>**



2021	Expenditures	2022	Expenditures
JUL	\$38,397.49	JUL	\$46,266.91
AUG	\$38,406.00	AUG	\$37,094.52
SEP	\$32,817.70	SEP	\$41,519.93
OCT	\$210,728.13	OCT	\$211,333.82
NOV	\$45,424.72	NOV	\$41,692.54
DEC	\$35,864.10	DEC	\$51,380.84
JAN	\$45,380.64	JAN	\$43,168.15
FEB	\$25,115.61	FEB	\$44,093.02
MAR	\$41,196.58	MAR	\$38,284.75
APR	\$37,682.99	APR	\$212,747.17
MAY	\$214,769.69	MAY	\$42,696.88
JUN	\$38,429.05	JUN	\$51,130.30
<b>YTD</b>	<b>\$804,212.70</b>	<b>YTD</b>	<b>\$861,408.83</b>
% of BUDGET	75%	% of BUDGET	79%
<b>BUDGET</b>	<b>\$1,069,111.00</b>	<b>BUDGET</b>	<b>\$1,086,740.00</b>

**ASSETS\***

FYE 2019 EQUIPMENT PURCHASES (YTD): \$84,355.18  
 FYE 2019 VEHICLE PURCHASES (YTD): \$0.00

**Cash on Hand as of June 30, 2022:**  
**\$5,665,188.08**

<u>Sewer Fund - Fiscal Year Expense Comparison</u>			
<u>As of June 2022</u>			
<u>FY – 2021</u>	<u>FY – 2022</u>	<u>\$ Difference</u>	<u>Increase/Decrease</u>
<b>\$804,212.70</b>	<b>\$861,408.83</b>	<b>\$57,196.13</b>	<b>7% Increase</b>

## SEWER FUND – OVERVIEW OF LIABILITIES

---

### LIABILITIES\*

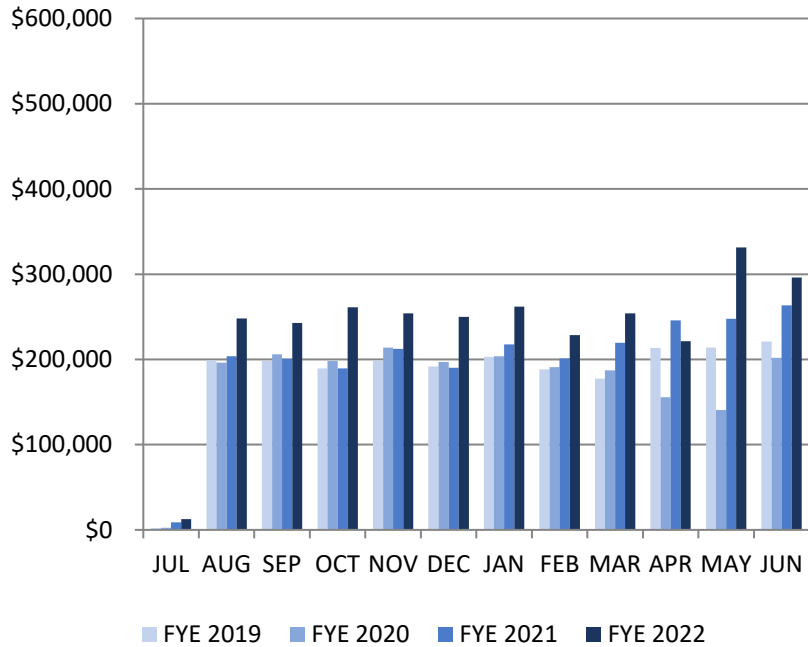
REVENUE BOND*	Maturity Date	Original Amount	Remaining Balance (Principal)	Payments Already Made in FYE 2022	Amount Still Due in FYE 2022 (Principal & Interest)
<b>2016 Revenue Bond</b>	4/1/2037	\$10,270,000.00	\$8,775,000.00	\$747,362.50	\$0.00

‡ Excludes depreciation expenses

\* Not included in expenditure report

<b>2016 Sewer Revenue Bond Details</b>	<b>Beginning Balance</b>	<b>Debt Service Payments (Monthly Installment)</b>	<b>Principal/Interest/Construction (Made by US Bank on behalf of City)</b>	<b>Ending Balance</b>
US Bank – Cash in Trust	\$124,204.87	\$62,101.04	\$20.01 (interest)	\$186,325.92
US Bank – Construction Fund	\$1,478,820.79			\$ 0.00

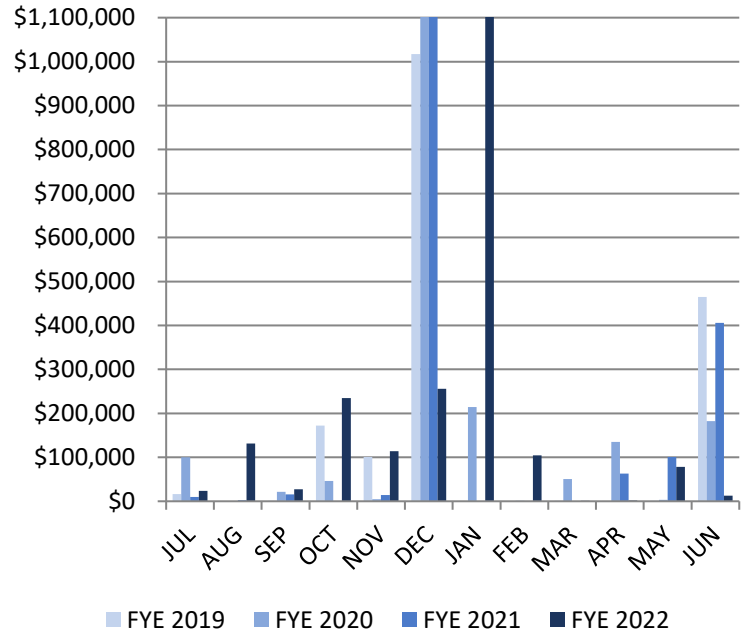
## SPECIAL REVENUE FUND – OVERVIEW OF REVENUE



2021	Revenue	2022	Revenue
JUL	\$8,742.74	JUL	\$12,811.79
AUG	\$203,618.96	AUG	\$248,096.02
SEP	\$200,846.49	SEP	\$242,628.66
OCT	\$189,498.19	OCT	\$261,230.38
NOV	\$212,431.63	NOV	\$254,084.82
DEC	\$190,152.12	DEC	\$250,090.59
JAN	\$217,682.43	JAN	\$261,911.98
FEB	\$201,235.81	FEB	\$228,550.89
MAR	\$219,469.17	MAR	\$254,113.40
APR	\$245,690.48	APR	\$221,189.54
MAY	\$247,772.88	MAY	\$331,278.83
JUN	\$263,613.82	JUN	\$296,160.73
<b>YTD</b>	<b>\$2,400,754.72</b>	<b>YTD</b>	<b>\$2,862,147.63</b>
<b>% of BUDGET</b>	<b>101%</b>	<b>% of BUDGET</b>	<b>119%</b>
<b>BUDGET</b>	<b>\$2,370,000.00</b>	<b>BUDGET</b>	<b>\$2,409,909.00</b>

<i>Special Revenue - Fiscal Year Revenue Comparison</i>			
<i>As of June 2022</i>			
<i><u>FY – 2021</u></i>	<i><u>FY – 2022</u></i>	<i><u>\$ Difference</u></i>	<i><u>% Increase/Decrease</u></i>
<i>\$2,400,754.72</i>	<i>\$2,862,147.63</i>	<i>\$461,392.91</i>	<i>16% Increase</i>

## SPECIAL REVENUE FUND – OVERVIEW OF EXPENDITURES^



2021	Expend	Transfers	2022	Expend	Transfers
JUL	\$10,174.83	\$0.00	JUL	\$57,038.49	\$0.00
AUG	\$2,775.75	\$0.00	AUG	\$81,809.08	\$49,498.76*
SEP	\$2,623.49	\$13,352.41	SEP	\$27,093.91	\$0.00
OCT	\$439.86	\$0.00	OCT	\$83,593.17	\$151,267.00*
NOV	\$14,023.55	\$0.00	NOV	\$113,594.76	\$0.00
DEC	\$108,483.54	\$1,035,667.00	DEC	\$13,892.61	\$241,834.55*
JAN	\$478.40	\$0.00	JAN	\$1,390,973.12	\$578,728.16*
FEB	\$401.31	\$0.00	FEB	\$15,707.59	\$88,779.86*
MAR	\$0.00	\$0.00	MAR	\$1,255.21	\$0.00
APR	\$63,163.33	\$0.00	APR	\$1,597.11	\$0.00
MAY	\$8,905.00	\$91,756.58	MAY	\$780.19	\$77,352.46*
JUN	\$56,921.50	\$349,148.25	JUN	\$11,156.13	\$1,448.16
YTD	\$263,390.56	\$1,507,353.24	YTD	\$1,798,491.37	\$1,188,908.95*
% of f BUDGET	74%	88%	% of BUDGET	97%	214%
BUDGET	\$360,956.00	\$1,715,334.00	BUDGET	\$1,854,405.00	\$555,504.00

**Cash on Hand as of June 30, 2022:**  
**\$3,648,828.84**

As of June 2022			
FY – 2021	FY – 2022	\$ Difference	% Increase/Decrease
\$1,758,314.80	\$1,798,491.37	\$40,176.57	2% Increase

\* Includes transfer to the Simpsonville Arts Center for the Resolution #2019-05 (Arts Center Renovations)



**SPECIAL REVENUE – OVERVIEW OF DEBT**

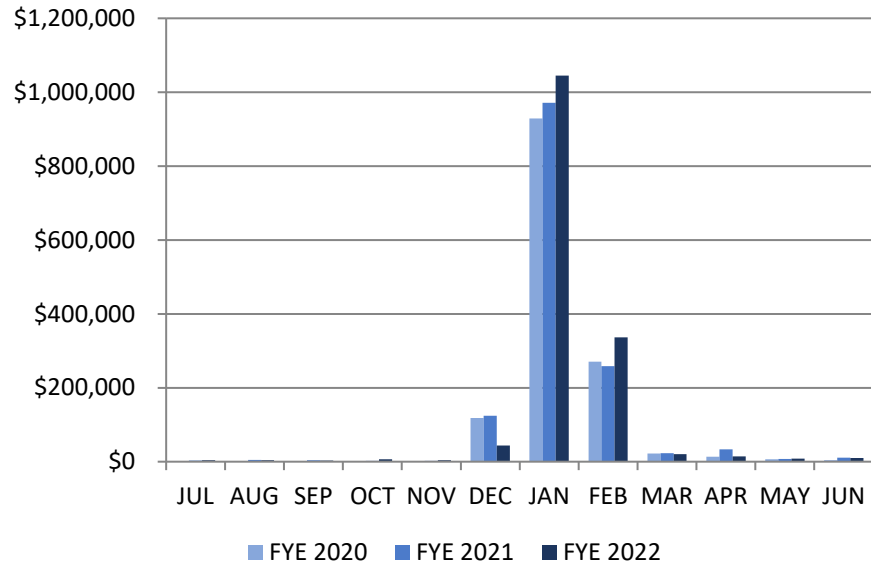
<b>H&amp;A TAX REVENUE REFUNDING AND IMPROVEMENT BOND</b>	<b>Maturity Date</b>	<b>Original Amount</b>	<b>Remaining Balance (Principal)</b>	<b>Payments Already Made in FYE 2022</b>	<b>Amount Still Due in FYE 2022 (Principal &amp; Interest)</b>
<b>2021 Revenue Bond</b>	6/30/2036	\$14,155,000.00	\$14,155,000.00	\$1,281,895.85	\$0.00

**SPECIAL REVENUE – RESOLUTION NO. 2019-05**

***Funding of Phase 1 – Renovation of the Simpsonville Arts Center***

<b>AUTHORIZED FUNDING FROM H&amp;A</b>	<b>Authorized Beginning Balance from H&amp;A</b>	<b>ARC Grant</b>	<b>Transfer from H&amp;A</b>	<b>Total Invoices</b>	<b>Remaining Balance H&amp;A Portion</b>	<b>Remaining Balance ARC Grant</b>
<b>Beginning Balance</b>	\$1,843,396.00	\$500,000.00	6/29/2020	\$91,298.84	\$1,752,097.16	\$500,000.00
			9/29/2020	\$13,352.41	\$1,738,744.75	\$500,000.00
			5/07/2021	\$91,756.58	\$1,646,988.17	\$500,000.00
			6/28/2021	\$349,148.25	\$1,297,839.92	\$299,768.00
			8/26/2021	\$49,498.76	\$1,248,341.16	\$111,891.00
			10/26/2021	\$151,267.00	\$1,097,074.16	\$ 0.00
			12/09/2021	\$241,834.55	\$ 855,239.61	\$ 0.00
			01/31/2022	\$578,728.16	\$ 276,511.45	\$ 0.00
			02/16/2022	\$88,779.86	\$ 187,731.59	\$ 0.00

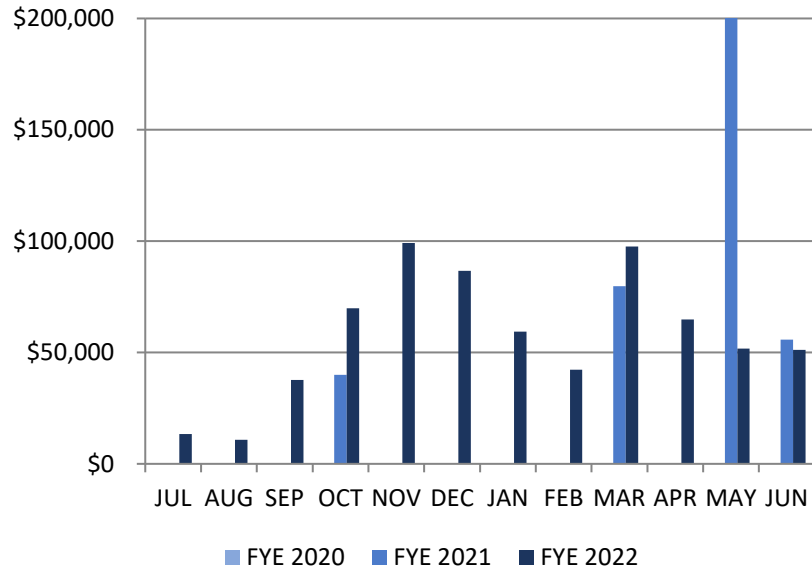
## PUBLIC WORKS ENTERPRISE FUND – OVERVIEW OF REVENUE<sup>†</sup>



2021	Revenue	2022	Revenue
JUL	\$3,301.07	JUL	\$4,344.55
AUG	\$4,851.23	AUG	\$3,932.26
SEP	\$3,791.26	SEP	\$2,670.86
OCT	\$2,304.42	OCT	\$6,773.11
NOV	\$1,914.47	NOV	\$3,605.86
DEC	\$124,168.66	DEC	\$43,490.23
JAN	\$971,496.68	JAN	\$1,045,226.47
FEB	\$258,190.94	FEB	\$336,751.17
MAR	\$23,186.93	MAR	\$20,305.01
APR	\$33,273.22	APR	\$14,067.60
MAY	\$7,001.64	MAY	\$8,609.39
JUN	\$10,904.52	JUN	\$9,957.90
<b>YTD</b>	<b>\$1,444,385.04</b>	<b>YTD</b>	<b>\$1,499,734.41</b>
% of Budget	102%	% of Budget	106%
<b>Budget</b>	<b>\$1,421,500.00</b>	<b>Budget</b>	<b>\$1,421,500.00</b>

<i>Special Revenue Expenses - Fiscal Year Expense Comparison</i>			
<i>As of June 2022</i>			
<i>FY – 2021</i>	<i>FY – 2022</i>	<i>\$ Difference</i>	<i>% Increase/Decrease</i>
\$1,444,385.04	\$1,499,734.41	\$55,349.37	4% Increase

**PUBLIC WORK ENTERPRISE FUND – OVERVIEW OF EXPENDITURES**



2021	Expenditures	2022	Expenditures
JUL	\$0.00	JUL	\$13,314.08
AUG	\$0.00	AUG	\$10,731.88
SEP	\$0.00	SEP	\$37,736.42
OCT	\$39,899.28	OCT	\$69,904.28
NOV	\$0.00	NOV	\$99,188.33
DEC	\$0.00	DEC	\$86,713.09
JAN	\$0.00	JAN	\$59,375.69
FEB	\$0.00	FEB	\$42,299.89
MAR	\$79,798.56	MAR	\$97,589.12
APR	\$0.00	APR	\$64,877.27
MAY	\$1,079,757.11	MAY	\$51,747.12
JUN	\$55,740.93	JUN	\$51,228.20
<b>YTD</b>	<b>\$1,255,195.88</b>	<b>YTD</b>	<b>\$684,705.37</b>
% of Budget	121%	% of Budget	60%
<b>Budget</b>	<b>\$250,000.00</b>	<b>Budget</b>	<b>\$1,148,160.00</b>

*Cash on Hand as of June 30, 2022:*  
**\$984,693.97**

**PUBLIC WORK ENTERPRISE FUND – EXPENDITURE DETAIL (Purchased from Fund Balance)**

Vendor	Description	Cost
Carolina International Truck	2021 International MV607	\$142,754.23
Schaefer Systems International	Trash Cans	\$554,681.16

## Preliminary Budget Report (June 31st)

Ideal Remaining Percent 0%

Account	Budgeted Expenditures	YTD Expenditures	Encumbrance	Remaining Balance	Percent Remaining
<b>Mayor/Council</b>	\$120,515.00	\$125,971.60	\$0.00	-\$5,456.60	-5%
<b>Administration</b>					
<i>Administration</i>	\$2,778,395.00	\$2,566,641.75	\$0.00	\$211,751.25	8%
<i>Court</i>	\$268,202	\$238,260.38	\$0.00	\$29,941.62	11%
<b>Police</b>					
<i>Police</i>	\$4,865,186.00	\$4,564,620.28	\$15,200.85	\$285,364.87	6%
<i>Dispatch</i>	\$712,538.00	\$519,002.88	\$0.00	\$193,535.12	27%
<b>Fire</b>	\$6,919,929.00	\$6,363,656.32	\$40,313.50	\$555,959.18	7%
<b>Public Works</b>					
<i>Public Works</i>	\$1,646,779.00	\$2,162,009.26	\$0.00	-\$515,229.26	-31%
<i>Sewer</i>	\$1,858,292.00	\$861,408.83	\$0.00	\$419,944.17	32%
<i>Garage</i>	\$422,521.00	\$389,223.69	\$0.00	\$33,297.31	8%
<b>Recreation</b>					
<i>Recreation</i>	\$1,403,522.00	\$1,248,295.15	\$0.00	\$155,226.85	11%
<i>Heritage Park</i>	\$1,140,641.00	\$997,678.38	\$154,272.42	-\$11,309.80	-1%
<i>Amphitheater</i>	\$67,092.00	\$51,484.37	\$0.00	\$15,607.63	23%
<b>Special Revenue*</b>	\$2,409,909.00	\$2,987,400.32	\$3,700.00	-\$581,191.32	-24%
<b>PW Enterprise Fund</b>	\$1,148,160.00	\$644,806.09	\$0.00	\$253,353.91	28%

\*Includes transfers to Arts Center for Council approved Resolution #2019-05 (Fund Phase I of the Simpsonville Arts Center Renovations)

<i>Department</i>	<i>Purchase Order Number</i>	<i>Purchase Order Date</i>	<i>Vendor</i>	<i>Description</i>	<i>Purchase Order Total</i>	<i>Status</i>
Administration	999994	7/1/2021	Production Unlimited	Theatrical Systems	\$410,000.00	Complete
Administration	1000011	7/1/2021	Vic Bailey Ford	2020 Ford Ranger	\$30,047.00	Complete
Public Works	1000012	7/1/2021	Vic Bailey Ford	2021 Ford F250	\$33,282.00	Complete
Police Dept	1000013	7/1/2021	Santee Automotive	2 – 2022 Ford Explorers 1 – 2021 Ford Escape	\$89,740.00	Complete
PW-Enter. Fund	1000014	7/1/2021	Pro Trainer	Pro-Tilt Cardboard Trailer	\$16,821.30	Complete
Police Dept.	1000015	7/1/2021	West Chatham Warning Devices	2 – 2022 Ford Inceptor Upfit	\$20,988.37	Complete
Police Dept	1000016	7/8/2021	SC Dept of Juvenile Justice	Juvenile Housing	\$10,000.00	Complete
Parks & Rec	1000017	7/9/2021	Teamleader	Cheer Poms	\$2,372.50	Complete
Public Works	1000018	7/8/2021	ESRI	ARC GIS Maintenance	\$3,800.00	Complete
PW-Sewer	1000019	7/9/2021	Flint Equipment	2021 John Deere Track Loader	\$73,306.86	Complete
Public Works	1000020	7/9/2021	JF Petroleum Group	Fueling System	\$142,287.24	Complete
Police Dept	1000021	7/12/2021	MSM Public Safety	2-Ranger Police Interceptor Bike	\$8,581.00	Complete
Parks & Rec	1000022	7/19/2021	BSN Sports	Football Helmets	\$5,821.00	Open
PW-Enter. Fund	1000023	7/21/2021	Carolina International Truck	2021 International MV607	\$142,635.23	Complete
Public Works	1000024	7/23/2021	Jet-Vac Sewer Equipment	135BT Street Sweeper	\$28,301.89	Complete
Fire Dept.	1000025	7/23/2021	OSI Federal Technologies	2 DT Rugged Tablet	\$4,943.20	Complete
Parks & Rec	1000026	7/26/2021	Gameon	Football Jersey	\$6,300.00	Complete
Admin-ARPA	1000027	7/30/2021	Greenville Water System	4" Water Meter for HP	\$38,300.00	Complete
Admin-ARPA	<del>1000028</del>	<del>8/09/2021</del>	<del>Fortiline, Inc</del>	<del>4" Water Meter for HP</del>	<del>\$12,604.59</del>	<del>Canceled</del>
Admin-Arts Center	1000029	8/12/2021	Grier Roofing	Arts Center Roof Replacement	\$85,000.00	Complete
Admin-Arts Center	1000030	8/12/2021	Grier Roofing	Arts Center Roof Addition	\$2,810.00	Complete
Parks & Rec	1000031	8/12/2021	Capital One Card	Reversible Flag Jersey	\$6,100.00	Complete
Admin-ARPA	<del>1000032</del>	<del>8/16/2021</del>	<del>Fortiline, Inc (Duplicate)</del>	<del>4" Water Meter for HP</del>	<del>\$16,027.63</del>	<del>Canceled</del>
Admin-ARPA	1000033	8/16/2021	Fortiline, Inc.	4" Water Meter for HP	\$16,027.63	Complete
Parks & Rec	1000034	8/16/2021	Capital One Card	Transformer Pad	\$2,279.00	Open
Police Dept.	1000035	8/19/2021	Dana Safety Supply	Practice Ammo	\$5,393.28	Open
Police/Fire	1000036	8/25/2021	Diversified Electronics	Dispatch Radio Positions	\$131,605.23	Open
	<i>Purchase</i>	<i>Purchase</i>			<i>Purchase</i>	

<i>Department</i>	<i>Order Number</i>	<i>Order Date</i>	<i>Vendor</i>	<i>Description</i>	<i>Order Total</i>	<i>Status</i>
Parks & Rec	1000037	8/27/2021	Chriss Property Services	Automated Gates	\$32,707.40	Open
Parks & Rec	1000038	9/3/2021	Bird Corporation of Inman	Alder Park Walking Trail	\$26,565.50	Complete
Admin	1000039	9/9/2021	P&F Construction	Tater Shed	\$214,496.00	Complete
Public Works	1000040	9/9/2021	Hills Machinery Company	Deckover Trailer	\$9,155.91	Complete
Fire Department	1000041	9/15/2021	Safe Industries	Uniforms (Jacket/Pants)	\$24,539.00	Open
Fire Department	1000042	9/15/2021	First Construction Management	Station 2 (Parking Lot)	\$175,000.00	Complete
Parks & Rec	1000043	9/17/2021	Gameon	Baseball/Softball Jerseys	\$7,638.35	Complete
Parks & Rec	1000044	9/17/2021	Gameon	Caps – Minor League	\$9,995.69	Complete
Parks & Rec	1000045	9/17/2021	Vic Bailey	2022 Ford Ranger	\$23,203.00	Open
Fire Department	1000046	9/24/2021	Safe Industries	MSA G1 Deluxe Kit	\$7,386.33	Complete
Fire Department	1000047	9/23/2021	Safe Industries	Tru-Spec Polo	\$2,740.10	Complete
Fire Department	1000048	9/23/2021	Safe Industries	Tru-Spec Pants	\$9,158.40	Complete
Fire Department	1000049	10/04/2021	Municipal Emergency Service	Quantifit2	\$9,429.50	Complete
Fire Dept. - ARPA	1000050	10/04/2021	Upstate Service Solutions	3 Ton HVAC/Duct work	\$20,048.00	Complete
Fire Dept. – ARPA	1000051	10/04/2021	Upstate Service Solutions	4 Ton HVAC	\$12,144.00	Complete
Fire Dept. – ARPA	1000052	10/04/2021	Upstate Service Solutions	3.5 Ton HVAC/3 Ton HVAC	\$22,918.00	Complete
Police Dept	1000053	10/11/2021	B C Cannon	Message Board	\$17,898.10	Complete
Fire Department	1000054	10/14/2021	Breathing Air Systems	Flow Test Panel	\$2,503.02	Complete
Public Works	1000055	10/27/2021	O'Reilly Automotive	Trans Jack	\$3,434.71	Complete
Public Works	1000056	10/28/2021	Carolina Industrial Equip	Leaf Truck Rental	\$7,600.00	Complete
Parks & Rec	1000057	11/01/2021	The Stage Depot	Portable Stage	\$15,295.97	Complete
Police Department	1000058	11/01/2021	Radarsigns	Solar Powe Radar Sign	\$7,930.92	Complete
Police Department	1000059	11/05/2021	Data Works Plus	Annual Maintenance Contract	\$3,726.94	Complete
Parks & Recreation	1000060	12/07/2021	Gameon	Basketball Jerseys	\$3,806.46	Complete
Parks & Recreation	1000061	01/07/2022	Gameon	Replica MLB Cap	\$12,471.71	Complete
Parks & Recreation	1000062	01/05/2022	Vic Bailey Ford	2021 Ford Ranger Extended Cab	\$25,187.00	Complete
Parks & Recreation	1000063	01/18/2022	Vic Bailey Ford	Ford Explorer 4x4	\$30,649.00	Complete
Parks & Recreation	1000064	01/24/2022	Blanchard Machinery	Wacker RD12 Tandem Roll	\$20,000.00	Open
Public Works	1000065	02/03/2022	Carolina Fresh Farm	Bermuda Sod	\$3,700.00	Open
Police Department	1000066	02/11/2022	Ridgeline Technology	Panasonic ToughBook	\$14,685.98	Open

<i>Department</i>	<i>Purchase Order Number</i>	<i>Purchase Order Date</i>	<i>Vendor</i>	<i>Description</i>	<i>Purchase Order Total</i>	<i>Status</i>
Administration	1000067	02/24/2022	Universal Concepts	Christmas Tree Extension	\$9,710.00	Complete
Admin – Arts Center	1000068	03/03/2022	Interior Elements LLC	Interior Furnishings Art Center	\$17,521.37	Complete
Parks & Recreation	1000069	03/08/2022	Greenville Fence Sales	Automated Gates	\$22,474.00	Complete
Police Department	1000070	03/08/2022	Axon Enterprise Inc	Tasers X26P	\$10,697.07	Open
Police Department	1000071	03/08/2022	Dell Marketing	Precision Towers 3650	\$2,898.83	Complete
Fire Department	1000072	03/11/2022	Nafeco, Inc	Key Fire Hose	\$4,770.00	Complete
Parks & Recreation	1000073	03/14/2022	Capital One Card Services	Flag Football Jerseys	\$8,000.00	Open
Public Works – Sewer	1000074	03/21/2022	Roper Brothers	Sewer Pipe Repair	\$84,207.00	Open
Parks & Recreation	1000075	03/21/2022	Gameon	Baseball/Softball Jerseys	\$12,889.60	Complete
Public Works – Sewer	1000076	04/12/2022	Infrastructure Solutions	Prototek Line Finder	\$2,346.20	Complete
Fire Department	1000077	04/29/2022	Southeastern Dock & Door	Replace Overhead Door Control	\$11,773.00	Open
Police Department	1000078	05/09/2022	Motorola Solutions	APX Consolette/Dispatch Radio	\$144,351.87	Complete
Fire Department	1000079	05/09/2022	Safe Industries	Globe Complete Set of Gear	\$3,775.00	Open
Parks & Recreation	1000080	05/16/2022	Tennico of Columbia	4 Pickleball Courts	\$111,587.00	Open
Parks & Recreation	1000081	05/23/2022	Tri State Bobcat	Tandem Roller	\$21,150.00	Open
Police Department	1000082	06/06/2022	Triton 6	Bolawrap-Restraint Device	\$9,447.38	Complete
Public Works-Sewer	1000083	06/10/2022	Roper Brothers Inc	2" Force Main Replacement	\$33,940.00	Open
Police Department	1000084	06/17/2022	Kiesler Police Supply	Duty Ammo for 223	\$3,392.00	Open
Parks & Recreation	1000085	06/24/2022	Vic Bailey Ford	2022 Ford Explorer	\$33,451.00	Complete
Police Department	1000086	06/29/2022	Kustom Signals Inc	Kustom Pro Laser 4 Lidar	\$4,962.37	Complete