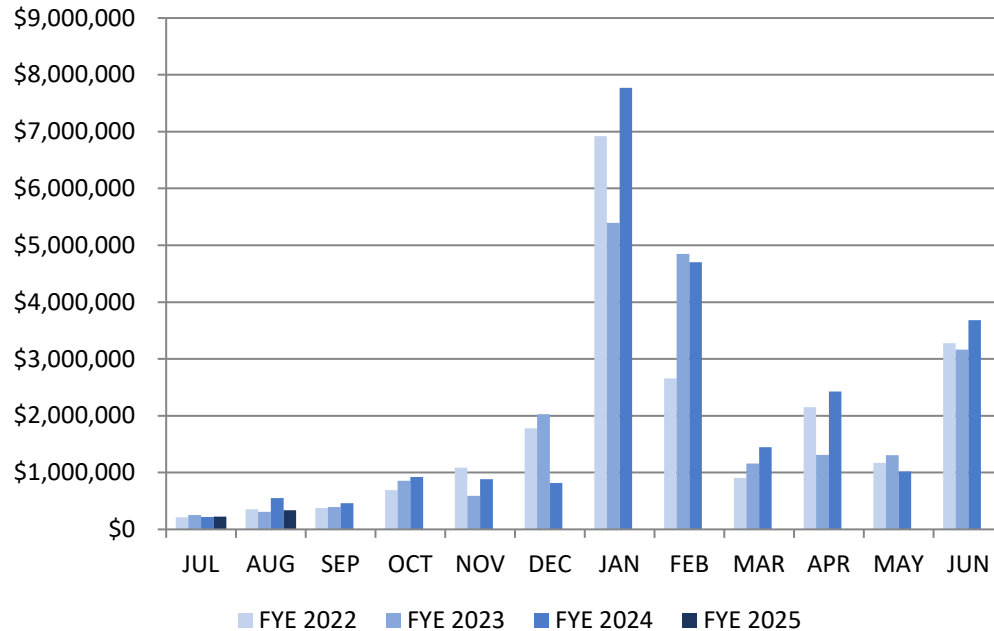




MONTHLY FINANCIAL UPDATE–Preliminary August 2024

GENERAL FUND – OVERVIEW OF REVENUE



<u>General Fund - Fiscal Year Revenue Comparison</u>			
<u>As of August 2024</u>			
<u>FYE – 20234</u>	<u>FYE – 2025</u>	<u>\$ Difference</u>	<u>% Increase/Decrease</u>
\$771,427.06	\$559,407.42	\$212,019.64	2% Decrease

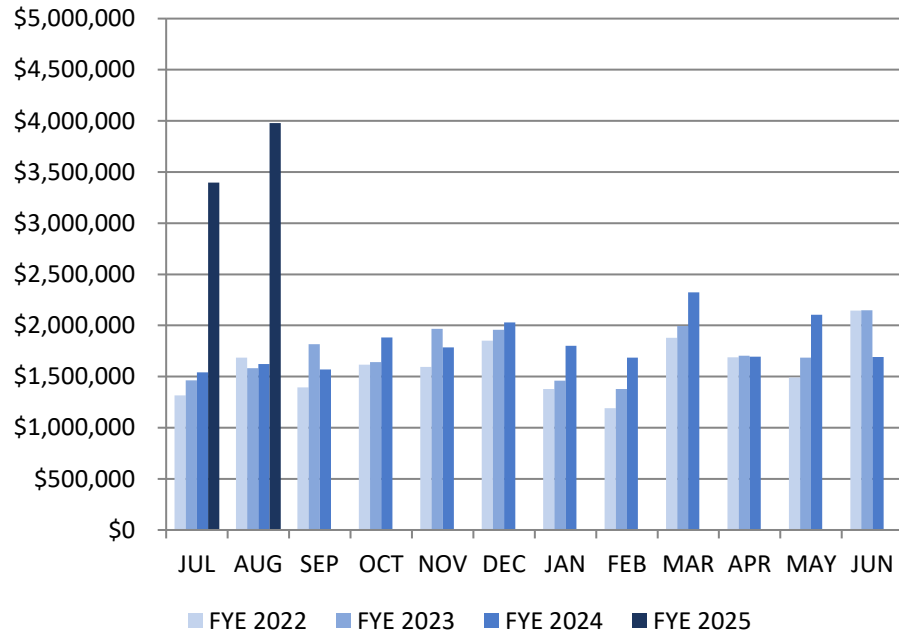
FYE 2024	Revenue	FYE 2025	Revenue
JUL 2023	\$217,752.18	JUL 2024	\$222,661.95
AUG 2023	\$553,674.88	AUG 2024	\$336,501.40
SEP 2023	\$460,090.62	SEP 2024	\$0.00
OCT 2023	\$923,305.87	OCT 2024	\$0.00
NOV 2023	\$882,829.47	NOV 2024	\$0.00
DEC 2023	\$818,366.13	DEC 2024	\$0.00
JAN 2024	\$7,773,924.94	JAN 2025	\$0.00
FEB 2024	\$4,699,854.08	FEB 2025	\$0.00
MAR 2024	\$1,445,878.63	MAR 2025	\$0.00
APR 2024	\$2,427,548.78	APR 2025	\$0.00
MAY 2024	\$1,019,065.73	MAY 2025	\$0.00
JUN 2024	\$3,685,156.84	JUN 2025	\$0.00
Year to Date Other Financing Sources	\$460,046.19	Year to Date Other Financing Sources	\$244.07
YTD *Revenue	\$25,367,494.34	YTD *Revenue	\$559,407.42
% of BUDGET	108%	% of BUDGET	2%
BUDGET	\$22,756,038.00	BUDGET	\$23,977,380.00
Budgeted Other Financing Sources	\$823,697.00	Budgeted Other Financing Sources	\$606,889.00
TOTAL	\$23,579,735.00	TOTAL	\$24,584,269.00

*YTD Revenue includes other financing sources (Proceeds disposal of assets/Insurance Proceeds/Transfers from Special Revenue)

Other Financing Sources:

Proceeds on Disposals Capital Assets	\$ 0.00
Insurance Proceeds	\$ 244.07
Transfer from Sewer Fund	\$ 0.00
Transfer from PW Enterprise Fund	\$ 0.00
Transfer to Capital Projects Fund	\$ 0.00
Year-to-Date Other Financing Sources:	<u>\$ 244.07</u>

GENERAL FUND – OVERVIEW OF EXPENDITURES



FYE 2024	Expenditures	FYE 2025	Expenditures
JUL 2023	\$1,541,724.56	JUL 2024	\$3,416,714.84
AUG 2023	\$1,622,970.29	AUG 2024	\$3,978,217.31
SEP 2023	\$1,570,787.57	SEP 2024	\$0.00
OCT 2023	\$1,882,489.81	OCT 2024	\$0.00
NOV 2023	\$1,785,641.06	NOV 2024	\$0.00
DEC 2023	\$2,029,869.94	DEC 2024	\$0.00
JAN 2024	\$1,801,087.67	JAN 2025	\$0.00
FEB 2024	\$1,684,785.67	FEB 2025	\$0.00
MAR2024	\$2,322,505.57	MAR 2025	\$0.00
APR 2024	\$1,693,053.90	APR 2025	\$0.00
MAY 2024	\$2,103,358.05	MAY 2025	\$0.00
JUN 2024	\$1,692,324.30	JUN 2025	\$0.00
YTD	\$21,730,598.39	YTD	\$7,394,932.15
% of BUDGET	92%	% of BUDGET	30%
BUDGET	\$23,579,735.00	BUDGET	\$24,584,269.00

Cash on Hand as of August 31, 2024:
\$15,154,664.88

<u>General Fund - Fiscal Year Expense Comparison</u>			
<u>As of August 2024</u>			
<u>FYE – 2024</u>	<u>FYE – 2025</u>	<u>\$ Difference</u>	<u>% Increase/Decrease</u>
\$3,164,694.85	\$7,394,932.15	\$4,230,237.30	234% Increase

GENERAL FUND – OVERVIEW OF DEBT

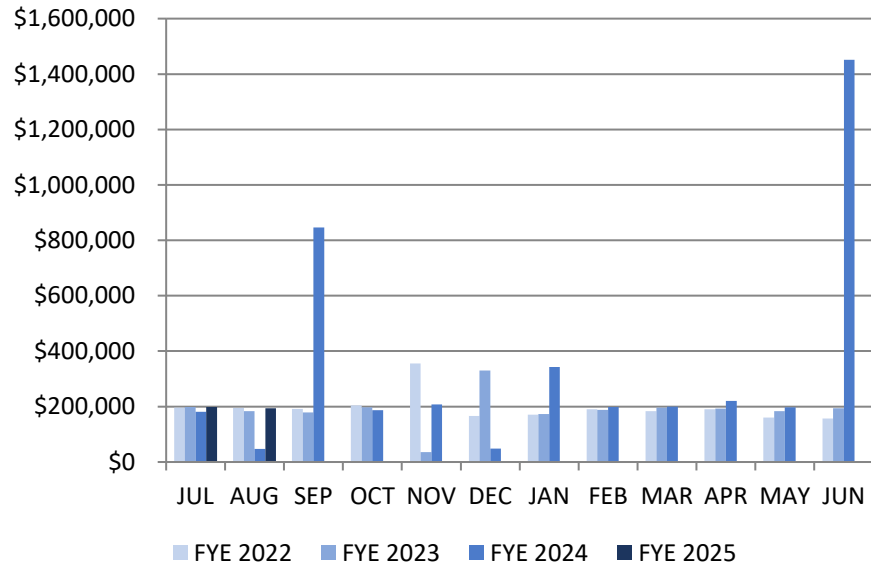
GENERAL OBLIGATION BONDS	Maturity Date	Original Amount	Remaining Balance (Principal)	Payments Already Made in FYE 2025	Amount Still Due in FYE 2025 (Principal & Interest)
2019 G.O. Bond	4/1/2026	\$772,000	\$229,000.00	\$0.00	\$118,476.96

INSTALLMENT PURCHASE REVENUE BONDS	Maturity Date	Original Amount	Remaining Balance (Principal)	Payments Already Made in FYE 2025	Amount Still Due in FYE 2025 (Principal & Interest)
2021 IPRB	6/30/2042	\$11,300,000.00	\$10,515,000.00	\$0.00	\$801,443.76

2021 Installment Purchase Revenue Bond
Monthly Activity

2021 IPRB Details	Beginning Balance	Debt Service Payments (Monthly Installment)	Principal/Interest/Construction (Made by US Bank on behalf of City)	Ending Balance
US Bank – Project Fund	\$2,559.13		\$10.69 Interest	\$2,569.82

SEWER FUND – OVERVIEW OF REVENUE†

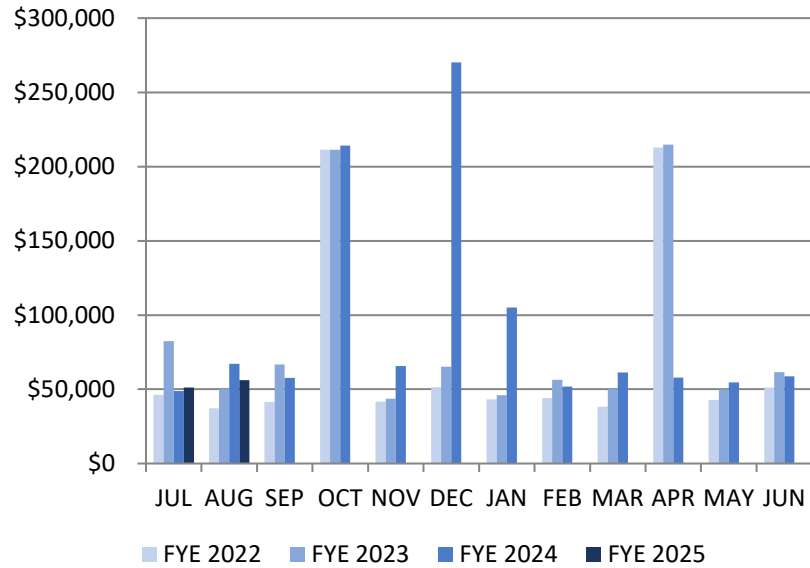


FYE 2024	Revenue	FYE 2025	Revenue
JUL 2023	\$181,630.18	JUL 2024	\$198,594.09
AUG 2023	\$47,369.58	AUG 2024	\$194,142.59
SEP 2023	\$846,023.83	SEP 2024	\$0.00
OCT 2023	\$186,519.01	OCT 2024	\$0.00
NOV 2023	\$207,674.70	NOV 2024	\$0.00
DEC 2023	\$47,972.68	DEC 2024	\$0.00
JAN 2024	\$342,836.87	JAN 2025	\$0.00
FEB 2024	\$198,914.78	FEB 2025	\$0.00
MAR 2024	\$200,089.45	MAR 2025	\$0.00
APR 2024	\$220,092.28	APR 2025	\$0.00
MAY 2024	\$197,829.56	MAY 2025	\$0.00
JUN 2024	\$1,451,680.97	JUN 2025	\$0.00
YTD	\$4,128,633.89	YTD	\$392,736.68
% of BUDGET	187%	% of BUDGET	17%
BUDGET	\$2,209,500.00	BUDGET	\$2,270,000.00

† Excludes donated sewer infrastructure

<u>Sewer Fund - Fiscal Year Revenue Comparison</u>			
<u>As of August 2024</u>			
<u>FYE – 2024</u>	<u>FYE – 2025</u>	<u>\$ Difference</u>	<u>% Increase/Decrease</u>
\$228,999.76	\$392,736.68	\$163,736.92	58% Increase

SEWER FUND – OVERVIEW OF EXPENDITURES[‡]



FYE 2024	Expenditures	FYE 2025	Expenditures
JUL 2023	\$48,732.64	JUL 2024	\$51,260.53
AUG 2023	\$67,164.38	AUG 2024	\$56,042.17
SEP 2023	\$57,608.68	SEP 2024	\$0.00
OCT 2023	\$214,237.38	OCT 2024	\$0.00
NOV 2023	\$65,654.69	NOV 2024	\$0.00
DEC 2023	\$270,255.31	DEC 2024	\$0.00
JAN 2024	\$105,153.17	JAN 2025	\$0.00
FEB 2024	\$51,764.06	FEB 2025	\$0.00
MAR 2024	\$61,404.74	MAR 2025	\$0.00
APR 2024	\$57,872.00	APR 2025	\$0.00
MAY 2024	\$54,724.08	MAY 2025	\$0.00
JUN 2024	\$58,624.91	JUN 2025	\$0.00
YTD	\$1,113,196.04	YTD	\$107,302.70
% of BUDGET	90%	% of BUDGET	9%
BUDGET	\$1,230,145.00	BUDGET	\$1,252,394.00

ASSETS*

FYE 2023 EQUIPMENT PURCHASES (YTD): \$0.00
 FYE 2023 VEHICLE PURCHASES (YTD): \$0.00

Cash on Hand as of August 31, 2024:
\$5,948,705.42

<u>Sewer Fund - Fiscal Year Expense Comparison</u>			
<u>As of August 2024</u>			
<u>FYE – 2024</u>	<u>FYE – 2025</u>	<u>\$ Difference</u>	<u>Increase/Decrease</u>
\$115,897.02	\$107,302.70	\$8,594.32	7% Decrease

SEWER FUND – OVERVIEW OF LIABILITIES

LIABILITIES*

REVENUE BOND*	Maturity Date	Original Amount	Remaining Balance (Principal)	Payments Already Made in FYE 2025	Amount Still Due in FYE 2025 (Principal & Interest)
2016 Revenue Bond	4/1/2037	\$10,270,000.00	\$7,520,000.00	\$0.00	\$746,212.50

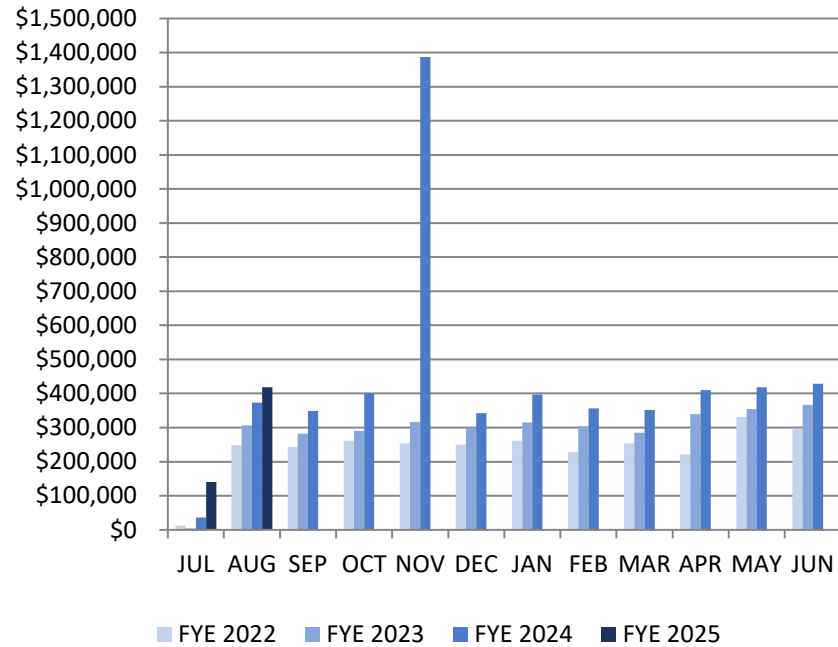
‡ Excludes depreciation expenses

* Not included in expenditure report

2016 Sewer Revenue Bond Monthly Activity

<i>2016 Sewer Revenue Bond Details</i>	<i>Beginning Balance</i>	<i>Debt Service Payments (Monthly Installment)</i>	<i>Principal/Interest/Construction (Made by US Bank on behalf of City)</i>	<i>Ending Balance</i>
US Bank – Debt Service Fund	\$272,801.68	\$62,184.38	\$938.22 – Interest	\$335,924.28

SPECIAL REVENUE FUND – OVERVIEW OF REVENUE

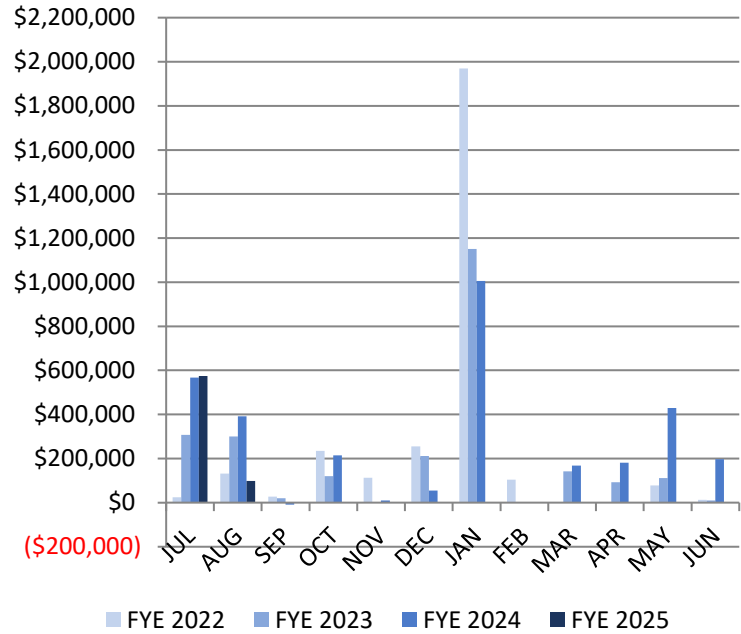


FYE 2024	Revenue	FYE 2025	Revenue
JUL 2023	\$36,424.95	JUL 2024	*\$140,138.36
AUG 2023	\$373,197.18	AUG 2024	\$418,166.30
SEP 2023	\$349,069.94	SEP 2024	\$0.00
OCT 2023	\$399,205.08	OCT 2024	\$0.00
NOV 2023	\$1,387,059.61	NOV 2024	\$0.00
DEC 2023	\$342,374.77	DEC 2024	\$0.00
JAN 2024	\$396,568.08	JAN 2025	\$0.00
FEB 2024	\$356,436.52	FEB 2025	\$0.00
MAR 2024	\$352,027.62	MAR 2025	\$0.00
APR 2024	\$409,699.11	APR 2025	\$0.00
MAY 2024	\$417,927.17	MAY 2025	\$0.00
JUN 2024	\$428,842.24	JUN 2025	\$0.00
YTD	\$5,248,832.27	YTD	\$558,304.66
% of BUDGET	142%	% of BUDGET	14%
BUDGET	\$3,695,798.00	BUDGET	\$4,000,000.00

*Received \$50,000 for the Swamp Rabbit Trail extension

<i>Special Revenue - Fiscal Year Revenue Comparison</i>			
<i>As of August 2024</i>			
<u>FYE – 2024</u>	<u>FYE – 2025</u>	<u>\$ Difference</u>	<u>% Increase/Decrease</u>
\$409,622.13	\$558,304.66	\$148,682.53	27% Increase

SPECIAL REVENUE FUND – OVERVIEW OF EXPENDITURES^



FYE 2024	Expenditure	Transfers	FYE 2025	Expenditure	Transfers
JUL 2023	\$566,750.49	\$0.00	JUL 2024	\$573,811.74	\$0.00
AUG 2023	\$391,965.97	\$0.00	AUG 2024	\$98,428.24	\$0.00
SEP 2023	(\$8,754.57)	\$0.00	SEP 2024	\$0.00	\$0.00
OCT 2023	\$213,869.45	\$0.00	OCT 2024	\$0.00	\$0.00
NOV 2023	\$9,84.40	\$0.00	NOV 2024	\$0.00	\$0.00
DEC 2023	\$55,230.19	\$0.00	DEC 2024	\$0.00	\$0.00
JAN 2024	\$1,005,180.80	\$0.00	JAN 2025	\$0.00	\$0.00
FEB 2024	\$1,391.74	\$0.00	FEB 2025	\$0.00	\$0.00
MAR 2024	\$100,383.11	\$0.00	MAR 2025	\$0.00	\$0.00
APR 2024	\$181,489.13	\$0.00	APR 2025	\$0.00	\$0.00
MAY 2024	\$430,005.60	\$0.00	MAY 2025	\$0.00	\$0.00
JUN 2024	\$197,036.04	\$0.00	JUN 2025	\$0.00	\$0.00
YTD	\$3,144,388.35	\$0.00	YTD	\$672,239.98	\$0.00
% of BUDGET	101%	0%	% of BUDGET	35%	0%
BUDGET	\$3,111,800.00	\$583,998.00	BUDGET	\$1,923,228.00	\$612,377.00

Cash on Hand as of August 31, 2024:
\$7,832,887.77

Special Revenue Expenses - Fiscal Year Expense Comparison			
As of August 2024			
FYE – 2024	FYE – 2025	\$ Difference	% Increase/Decrease
\$958,716.46	\$672,239.98	\$286,476.48	30% Decrease

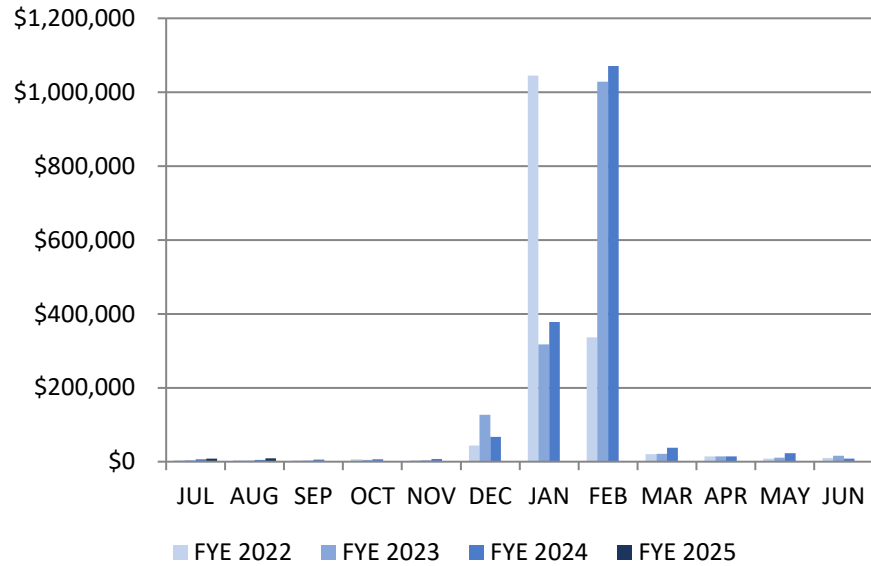
SPECIAL REVENUE – OVERVIEW OF DEBT

H&A TAX REVENUE REFUNDING AND IMPROVEMENT BOND	Maturity Date	Original Amount	Remaining Balance (Principal)	Payments Already Made in FYE 2025	Amount Still Due in FYE 2025 (Principal & Interest)
2021 Revenue Bond	6/30/2036	\$14,155,000.00	\$11,795,000.00	\$0.00	\$1,280,200.00

2021 H&A Tax Revenue Bond
Monthly Activity

2021 H&A TAX REVENUE BOND Details	Beginning Balance	Debt Service Payments (Monthly Installment)	Principal/Interest/Construction (Made by US Bank on behalf of City)	Ending Balance
US Bank – Interest Account	\$56,678.74	\$43,766.67	\$154.23 – Interest Earned	\$100,599.64
US Bank – Principal Account	\$458,479.84	\$62,916.67	\$1,820.34 – Interest Earned	\$523,216.85
US Bank – Construction Fund	\$13,799,534.54		\$56,649.53 – Interest Earned \$575.69– (Loss)/Gain on Investment	\$13,856,759.76

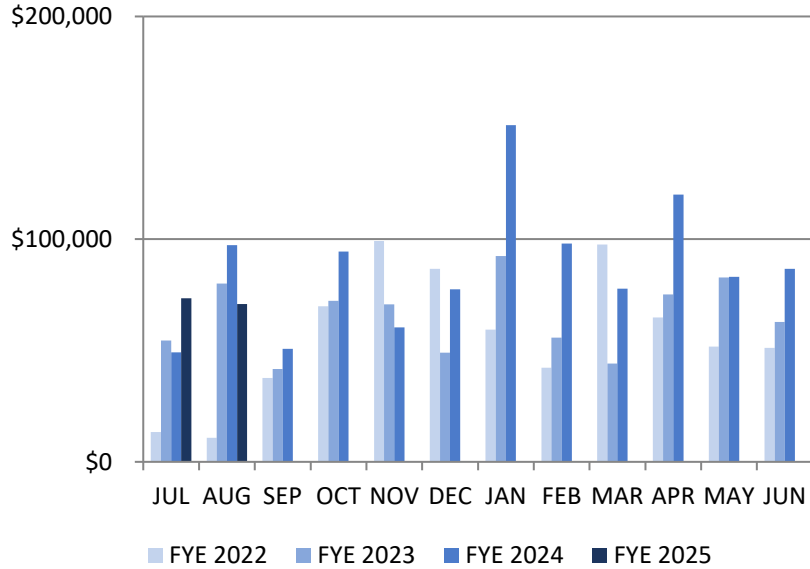
PUBLIC WORKS ENTERPRISE FUND – OVERVIEW OF REVENUE†



FYE 2024	Revenue	FYE 2025	Revenue
JUL 2023	\$6,766.25	JUL 2024	\$7,842.47
AUG 2023	\$4,609.56	AUG 2024	\$8,723.95
SEP 2023	\$5,389.12	SEP 2024	\$0.00
OCT 2023	\$6,150.56	OCT 2024	\$0.00
NOV 2023	\$7,791.05	NOV 2024	\$0.00
DEC 2023	\$67,099.51	DEC 2024	\$0.00
JAN 2024	\$377,709.33	JAN 2025	\$0.00
FEB 2024	\$1,071,172.44	FEB 2025	\$0.00
MAR 2024	\$37,963.02	MAR 2025	\$0.00
APR 2024	\$14,605.36	APR 2025	\$0.00
MAY 2024	\$23,204.81	MAY 2025	\$0.00
JUN 2024	\$8,207.62	JUN 2025	\$0.00
YTD	\$1,630,668.63	YTD	\$16,566.42
% of Budget	108%	% of Budget	1%
Budget	\$1,507,115.00	Budget	\$1,587,000.00

<i>FYE – 2024</i>	<i>FYE – 2025</i>	<i>\$ Difference</i>	<i>% Increase/Decrease</i>
\$11,375.81	\$16,566.42	\$5,190.61	31% Increase

PUBLIC WORK ENTERPRISE FUND – OVERVIEW OF EXPENDITURES



FYE 2024	Expenditures	FYE 2025	Expenditures
JUL 2023	\$49,117.01	JUL 2024	\$94,630.17
AUG 2023	\$97,355.05	AUG 2024	\$70,857.56
SEP 2023	\$50,768.37	SEP 2024	\$0.00
OCT 2023	\$94,389.07	OCT 2024	\$0.00
NOV 2023	\$60,414.57	NOV 2024	\$0.00
DEC 2023	\$77,542.61	DEC 2024	\$0.00
JAN 2024	\$151,259.45	JAN 2025	\$0.00
FEB 2024	\$97,953.07	FEB 2025	\$0.00
MAR 2024	\$77,730.58	MAR 2025	\$0.00
APR 2024	\$119,985.64	APR 2025	\$0.00
MAY 2024	\$83,095.95	MAY 2025	\$0.00
JUN 2024	\$86,629.58	JUN 2025	\$0.00
YTD	\$1,046,240.95	YTD	\$165,487.73
% of Budget	85%	% of Budget	13%
Budget	\$1,257,115.00	Budget	\$1,319,568.00

Cash on Hand as of August 31, 2024:
\$1,602,197.43

<i>PW Enterprise Fund Expenses - Fiscal Year Expense Comparison</i>			
<i>As of August 2024</i>			
<u>FYE – 2024</u>	<u>FYE – 2025</u>	<u>\$ Difference</u>	<u>% Increase/Decrease</u>
\$146,472.06	\$165,487.73	\$19,015.67	11% Increase

Preliminary Budget Report (August 31st)

Ideal Remaining Percent 83%

Account	Budgeted Expenditures	YTD Expenditures	Encumbrance	Remaining Balance	Percent Remaining
Mayor/Council	\$156,290.00	\$17,265.72	\$0.00	\$139,024.28	89%
Administration					
Administration	\$3,163,767.00	\$326,243.79	\$5,263.63	\$2,832,259.58	90%
*Municipal Complex	-	*\$3,963,931.22	-	\$3,963,931.22	-
Court	\$363,210.00	\$47,886.88	\$0.00	\$315,323.12	87%
Police					
Police	\$6,808,603.00	\$884,088.94	\$125,001.66	\$5,799,512.40	85%
Dispatch	\$814,460.00	\$124,971.18	\$0.00	\$689,488.82	85%
Fire	\$8,061,551.00	\$1,270,404.20	\$90,2341.77	\$6,700,906.03	83%
Public Works					
Public Works	\$2,067,053.00	\$320,173.36	\$18,126.00	\$1,728,753.64	84%
Sewer	\$1,252,394.00	\$107,302.70	\$0.00	\$1,145,091.30	91%
Garage	\$327,988.00	\$34,290.59	\$6,360.00	\$287,337.41	88%
Recreation					
Recreation	\$1,728,964.00	\$215,064.28	\$0.00	\$1,513,899.72	88%
Heritage Park	\$1,036,883.00	\$183,784.78	\$33,091.77	\$820,006.45	79%
Amphitheater	\$55,501.00	\$3,409.49	\$0.00	\$48,673.79	88%
Special Revenue	\$2,535,605.00	\$672,239.98	\$146,580.03	\$1,716,784.99	68%
PW Enterprise Fund	\$1,287,568.00	\$165,487.73	\$0.00	\$1,122,080.27	87%

***Administration expenditures:** New Municipal Complex payments are reflected under the Administration Department. Previous payments have been made through the 2021 Simpsonville Municipal Facilities Installment Purchase Revenue Bonds (IPRB) and the American Rescue Plan Act (ARPA) funds. As of July 2024, the IPRB and ARPA funds have been exhausted. The remaining balance due contractors will be reflected in Administration as Fund Balance is being used.

****Municipal Complex Expenditures by month: (General Fund Money Market Fund Balance)**

July 2024	\$1,645,234.77	October 2024	\$
August 2024	\$2,318,696.4	November 2024	\$
September 2024	\$	December 2024	\$

<i>Department</i>	<i>Purchase Order Number</i>	<i>Purchase Order Date</i>	<i>Vendor</i>	<i>Description</i>	<i>Purchase Order Total</i>	<i>Status</i>
Administration	1000233	07/01/2024	Porter Corp.	45 x 20 Monoslope	\$113,703.30	Complete
Administration	1000234	07/01/2024	Porter Corp.	24 x 34 Steel Frame	\$48,698.88	Complete
Fire Department	1000260	07/02/2024	Municipal Emergency	Turnout Gear	\$2,475.10	Complete
Police Department	1000262	07/02/2024	Santee Automotive	2025 Ford Police Interceptor	\$93,100.00	Open
Fire Department	1000263	07/03/2024	Purvis Systems Inc.	Station Alerting System	\$82,562.78	Open
Parks & Recreation	1000264	07/03/2024	Innova	Disc Golf Baskets	\$3,857.35	Complete
Police Department	1000265	07/03/2024	Utility Associates	Bodyworn Equipment	\$60,891.49	Complete
Fire Department	1000266	07/08/2024	Ford of Spartanburg	Ford Expedition	\$55,538.00	Complete
Public Works / Administration	1000267	07/09/2024	ESRI	GIS Desktop	\$4,426.00	Complete
Public Works	1000268	07/09/2024	Hills Machinery Co.	New Case Excavator	\$101,752.00	Complete
Parks & Recreation	1000269	07/12/2024	Flying Rabbit Adventures	PBJ Track	\$65,000.00	Complete
Fire Department	1000270	07/17/2024	Life-Assist	LSU Suction Units	\$7,801.60	Complete
Parks & Recreation	1000271	07/17/2024	Smith Turf & Irrigation	ReelMaster 3575-D	\$73,064.25	Open
Parks & Recreation	1000272	07/17/2024	Deere & Company	John Deere Gator XUV825M	\$19,828.50	Complete
Fire Department	1000273	07/23/2024	OSI Federal Technologies	MDT Tablets	\$5,566.72	Complete
Administration	1000274	07/25/2024	Dell Marketing	Dual Monitor Arm	\$11,018.23	Open
Administration	1000275	07/25/2024	Dell Marketing	Dell 27" Monitors	\$10,878.31	Open
Public Works	1000276	07/29/2024	Schaefer Systems	95 Gallon Car Carts	\$17,590.17	Complete
Public Works	1000277	07/29/2024	O'Reilly Automotive	A1C Machine	\$6,360.00	Complete
Public Works	1000278	07/29/2024	Power Curbers Company	2024 Honda Power Curber	\$18,126.00	Open
Police Department	1000279	07/29/2024	West Chatham Warning	Upfitting 2025 Ford Explorers	\$24,349.52	Open
Police Department	1000280	07/29/2024	Utility Associates	Front & Rear Cameras	\$2,835.50	Open
Police Department	1000281	07/29/2024	Diversified Electronics	Dispatch Relocation	\$25,446.78	Open
Parks & Recreation	1000282	07/30/2024	Gameon	Football Jerseys	\$7,291.10	Complete
Parks & Recreation	1000283	07/30/2024	Gameon	Cheer Uniforms	\$7,241.92	Complete
Parks & Recreation	1000284	07/30/2024	Gameon	Custom Caps & Visors	\$11,440.85	Complete
Parks & Recreation	1000285	07/30/2024	Capital One Card	Flag Football Sets	\$8,395.20	Complete
Parks & Recreation	1000286	07/31/2024	TNJ Trailers	83x20 Superior Equipment Trailer	\$7,117.90	Open

<i>Department</i>	<i>Purchase Order Number</i>	<i>Purchase Order Date</i>	<i>Vendor</i>	<i>Description</i>	<i>Purchase Order Total</i>	<i>Status</i>
Fire Department	1000287	08/06/2024	Dell Marketing	Optiplex 7020 Computers	\$5,263.63	Complete
Fire Department	1000288	08/08/2024	West Chatham Warning	Ford Expedition Upfit	\$4,887.69	Open
Parks & Recreation	1000289	08/15/2024	Kirby Built	City Park Accessories	\$66,281.28	Open
Parks & Recreation	1000290	08/20/2024	Gameon	Softball/Baseball Jerseys	\$13,933.42	Complete
Fire Department	1000291	08/27/2024	Propper International	Revtac Tactical Pant	\$5,510.62	Open
Parks & Recreation	1000292	08/29/2024	Maglin Corporation	Curved Backless Bench	\$7,234.50	Open
Police Department	1000293	08/29/2024	Global Public Safety	Graphics for 8 Vehicles	\$4,716.64	Complete

Fiscal Year Ending June 30, 2024
UNAUDITED FINANCIAL SUMMARY

FUND	UNAUDITED REVENUE	UNAUDITED EXPENDITURES	SURPLUS/ (DEFICIT)
General Fund	\$26,136,630.85	\$22,375,189.16	\$3,761,441.69
Sewer Fund (Enterprise Fund)	\$4,128,663.89	\$2,073,272.62 <small>*includes capital purchases/debt payments</small>	\$2,055,391.27
Special Revenue (H&A)	\$5,578,342.35	\$3,153,462.21 <small>*includes debt payments</small>	\$2,424,880.14
PW Enterprise Fund	\$1,630,668.63	\$1,341,323.36 <small>*includes capital purchases (equipment/roads)</small>	\$289,345.27

****This is a preliminary unaudited financial summary of fiscal year ending June 30, 2024.**