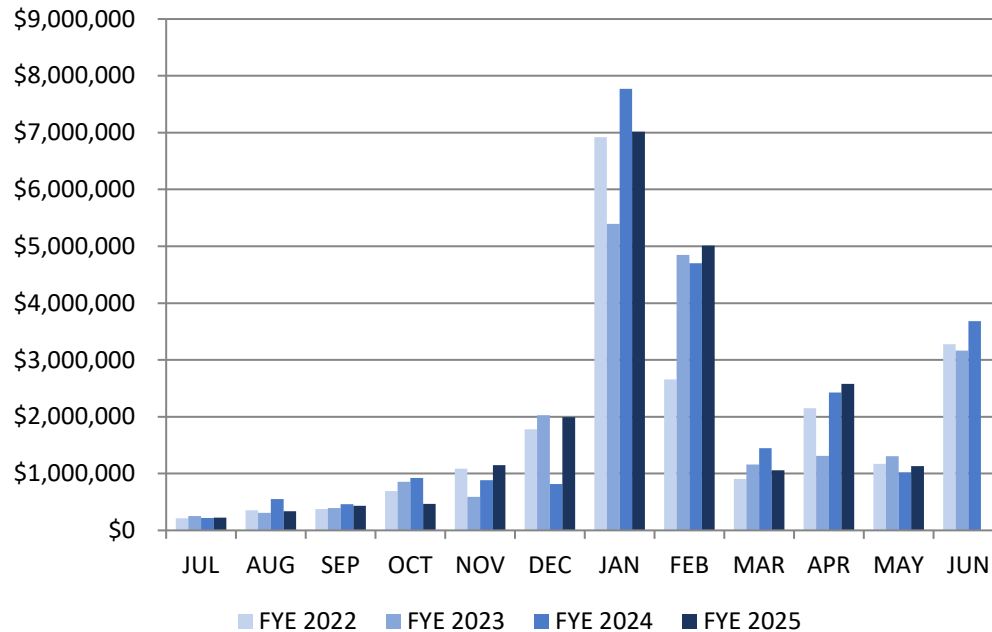




## MONTHLY FINANCIAL UPDATE – May 2025

### GENERAL FUND – OVERVIEW OF REVENUE



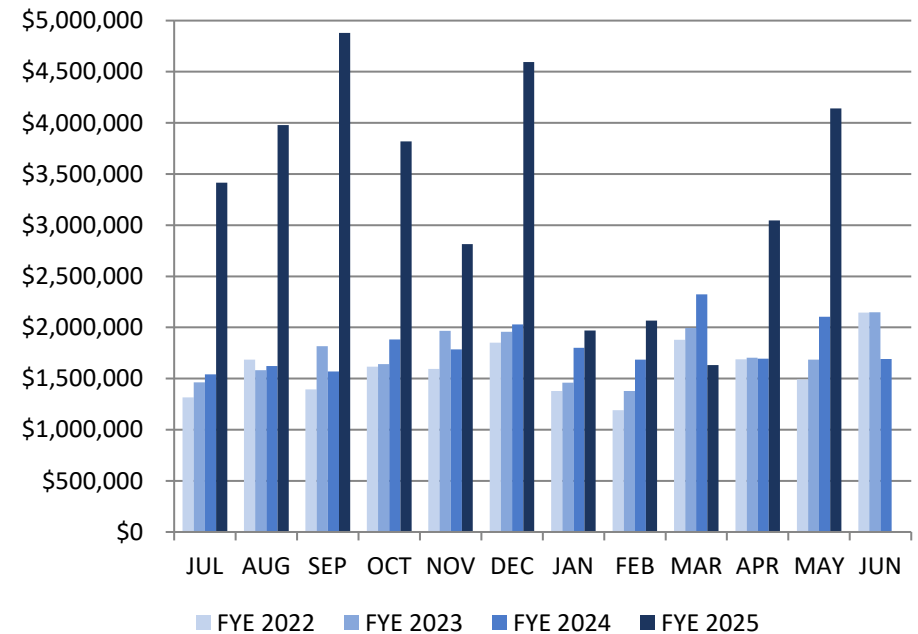
General Fund - Fiscal Year Revenue Comparison			
As of May 2025			
FYE – 2024	FYE – 2025	\$ Difference	% Increase/Decrease
\$21,222,291.31	\$23,823,102.30	\$2,600,810.99	9% Increase

FYE 2024	Revenue	FYE 2025	Revenue
JUL 2023	\$217,752.18	JUL 2024	\$222,661.95
AUG 2023	\$553,674.88	AUG 2024	\$336,501.40
SEP 2023	\$460,090.62	SEP 2024	\$432,918.26
OCT 2023	\$923,305.87	OCT 2024	\$466,885.91
NOV 2023	\$882,829.47	NOV 2024	\$1,149,801.31
DEC 2023	\$818,366.13	DEC 2024	\$1,990,395.57
JAN 2024	\$7,773,924.94	JAN 2025	\$7,014,179.56
FEB 2024	\$4,699,854.08	FEB 2025	\$5,009,446.18
MAR 2024	\$1,445,878.63	MAR 2025	\$1,059,103.58
APR 2024	\$2,427,548.78	APR 2025	\$2,580,427.78
MAY 2024	\$1,019,065.73	MAY 2025	\$1,130,079.03
JUN 2024	\$3,685,156.84	JUN 2025	\$0.00
Year to Date Other Financing Sources	\$460,046.19	Year to Date Other Financing Sources	\$2,430,701.77
YTD *Revenue	\$25,367,494.34	YTD *Revenue	\$23,823,102.30
% of BUDGET	108%	% of BUDGET	97%
BUDGET	\$22,756,038.00	BUDGET	\$23,977,380.00
Budgeted Other Financing Sources	\$823,697.00	Budgeted Other Financing Sources	\$606,889.00
TOTAL	\$23,579,735.00	TOTAL	\$24,584,269.00

\*YTD Revenue includes other financing sources (Proceeds disposal of assets/Insurance Proceeds/Transfers from Special Revenue)

Other Financing Sources:	Proceeds on Disposals Capital Assets	\$ 20,519.88
	Insurance Proceeds	\$ 120,610.18
	Transfer from Sewer Fund	\$ 0.00
	Transfer from Special Revenue	\$ 1,564,777.68
	Transfer from PW Enterprise Fund	\$ 0.00
	Transfer to Capital Projects Fund	\$ 724,794.03
	<b>Year-to-Date Other Financing Sources:</b>	<b>\$2,430,701.77</b>

# GENERAL FUND – OVERVIEW OF EXPENDITURES



FYE 2024	Expenditures	FYE 2025	Expenditures
JUL 2023	\$1,541,724.56	JUL 2024	\$3,310,346.64
AUG 2023	\$1,622,970.29	AUG 2024	\$3,978,217.31
SEP 2023	\$1,570,787.57	SEP 2024	\$4,880,124.85
OCT 2023	\$1,882,489.81	OCT 2024	\$3,820,216.84
NOV 2023	\$1,785,641.06	NOV 2024	\$2,813,166.12
DEC 2023	\$2,029,869.94	DEC 2024	\$4,596,143.77
JAN 2024	\$1,801,087.67	JAN 2025	\$1,968,707.18
FEB 2024	\$1,684,785.67	FEB 2025	\$2,067,000.97
MAR2024	\$2,322,505.57	MAR 2025	\$1,631,431.42
APR 2024	\$1,693,053.90	APR 2025	\$3,045,289.51
MAY 2024	\$2,103,358.05	MAY 2025	\$4,140,984.56
JUN 2024	\$1,692,324.30	JUN 2025	\$0.00
YTD	\$21,730,598.39	YTD	\$36,251,629.17
% of BUDGET	92%	% of BUDGET	147%
BUDGET	\$23,579,735.00	BUDGET	\$24,584,269.00

**Cash on Hand as of May 31, 2025:**  
**\$8,666,486.69**

<u>General Fund - Fiscal Year Expense Comparison</u>			
<u>As of May 2025</u>			
<u>FYE – 2024</u>	<u>FYE – 2025</u>	<u>\$ Difference</u>	<u>% Increase/Decrease</u>
\$20,038,274.09	\$36,251,629.17	\$16,213,355.08	181% Increase

## GENERAL FUND – OVERVIEW OF DEBT

GENERAL OBLIGATION BONDS	Maturity Date	Original Amount	Remaining Balance (Principal)	Payments Already Made in FYE 2025	Amount Still Due in FYE 2025 (Principal & Interest)
2019 G.O. Bond	4/1/2026	\$772,000	\$229,000.00	\$0.00	\$118,476.96

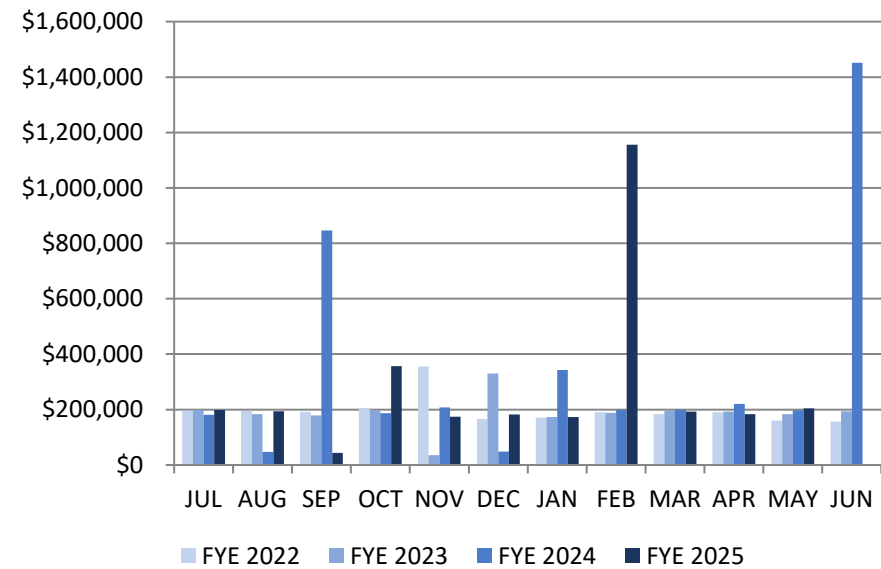
  

INSTALLMENT PURCHASE REVENUE BONDS	Maturity Date	Original Amount	Remaining Balance (Principal)	Payments Already Made in FYE 2025	Amount Still Due in FYE 2025 (Principal & Interest)
2021 IPRB	6/30/2042	\$11,300,000.00	\$10,105,000.00	\$801,443.76	\$0.00

### 2021 Installment Purchase Revenue Bond Monthly Activity

2021 IPRB Details	Beginning Balance	Debt Service Payments (Monthly Installment)	Principal/Interest/Construction (Made by US Bank on behalf of City)	Ending Balance
US Bank – Project Fund	\$2,644.70		\$14.85 Interest -\$2,659.55 Transfer to Bond Fund	\$0.00
US Bank – Bond Fund	\$0.00		\$2,659.55 Transfer from Project Fund	\$2,659.55

# SEWER FUND – OVERVIEW OF REVENUE†



† Excludes donated sewer infrastructure

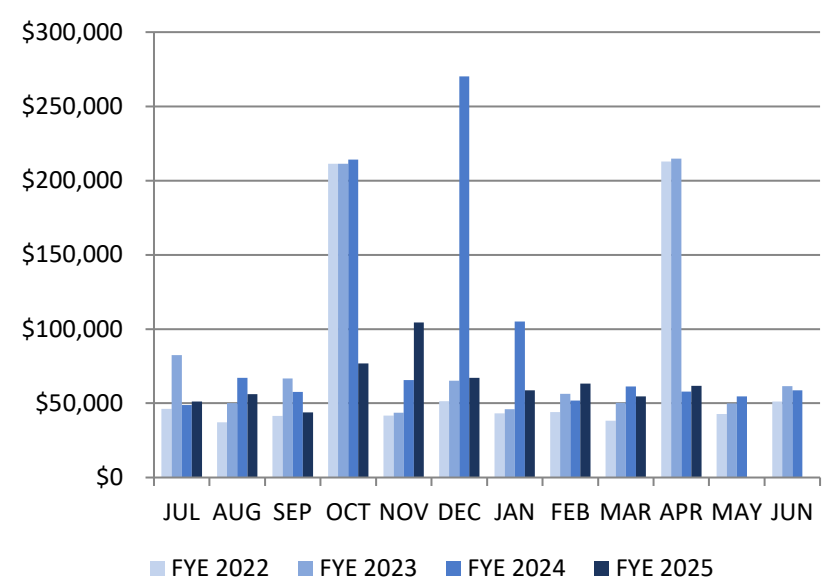
FYE 2024	Revenue	FYE 2025	Revenue
JUL 2023	\$181,630.18	JUL 2024	\$198,594.09
AUG 2023	\$47,369.58	AUG 2024	\$194,142.59
SEP 2023	\$846,023.83	SEP 2024	*\$44,083.66
OCT 2023	\$186,519.01	OCT 2024	\$356,816.26
NOV 2023	\$207,674.70	NOV 2024	\$175,678.90
DEC 2023	\$47,972.68	DEC 2024	\$182,892.12
JAN 2024	\$342,836.87	JAN 2025	\$174,916.72
FEB 2024	\$198,914.78	FEB 2025	**\$1,155,766.70
MAR 2024	\$200,089.45	MAR 2025	\$193,137.64
APR 2024	\$220,092.28	APR 2025	\$183,034.60
MAY 2024	\$197,829.56	MAY 2025	\$203,977.44
JUN 2024	\$1,451,680.97	JUN 2025	\$0.00
YTD	\$4,128,633.89	YTD	\$3,063,040.72
% of BUDGET	187%	% of BUDGET	135%
BUDGET	\$2,209,500.00	BUDGET	\$2,270,000.00

Sewer Fund - Fiscal Year Revenue Comparison			
As of May 2025			
FYE – 2024	FYE – 2025	\$ Difference	% Increase/Decrease
\$2,676,952.92	\$3,063,040.72	\$386,087.80	12% Increase

\*September 2024 revenues received in October 2024

\*\*February 2025 received SCIPP Grant Reimbursement

# SEWER FUND – OVERVIEW OF EXPENDITURES<sup>‡</sup>



FYE 2024	Expenditures	FYE 2025	Expenditures
JUL 2023	\$48,732.64	JUL 2024	\$52,905.53
AUG 2023	\$67,164.38	AUG 2024	\$56,042.17
SEP 2023	\$57,608.68	SEP 2024	\$43,813.75
OCT 2023	\$214,237.38	OCT 2024	\$76,779.00
NOV 2023	\$65,654.69	NOV 2024	\$104,441.60
DEC 2023	\$270,255.31	DEC 2024	\$67,182.38
JAN 2024	\$105,153.17	JAN 2025	\$58,644.73
FEB 2024	\$51,764.06	FEB 2025	\$63,151.96
MAR 2024	\$61,404.74	MAR 2025	\$54,679.60
APR 2024	\$57,872.00	APR 2025	\$61,660.99
MAY 2024	\$54,724.08	MAY 2025	\$83,047.32
JUN 2024	\$58,624.91	JUN 2025	\$0.00
YTD	\$1,113,196.04	YTD	\$722,349.03
% of BUDGET	90%	% of BUDGET	58%
BUDGET	\$1,230,145.00	BUDGET	\$1,252,394.00

## ASSETS\*

FYE 2023 EQUIPMENT PURCHASES (YTD): \$616,052.21  
FYE 2023 VEHICLE PURCHASES (YTD): \$0.00

Cash on Hand as of May 31, 2025:  
**\$4,149,477.30**

Sewer Fund - Fiscal Year Expense Comparison			
As of May 2025			
FYE – 2024	FYE – 2025	\$ Difference	Increase/Decrease
\$1,054,571.13	\$722,349.03	\$332,222.10	46% Decrease

## SEWER FUND – OVERVIEW OF LIABILITIES

---

### LIABILITIES\*

REVENUE BOND*	Maturity Date	Original Amount	Remaining Balance (Principal)	Payments Already Made in FYE 2025	Amount Still Due in FYE 2025 (Principal & Interest)
<b>2016 Revenue Bond</b>	4/1/2037	\$10,270,000.00	\$7,520,000.00	\$746,212.50	\$0.00

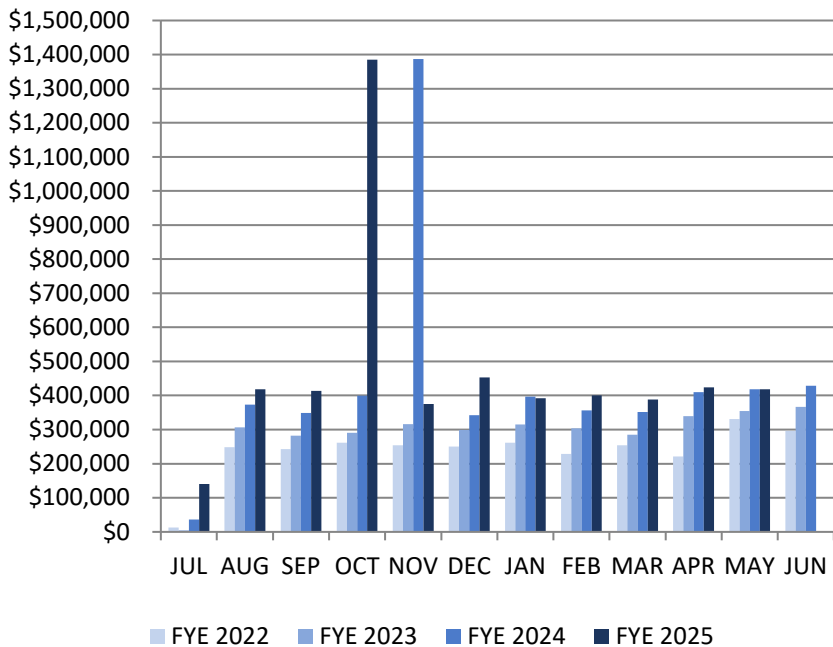
‡ Excludes depreciation expenses

\* Not included in expenditure report

### **2016 Sewer Revenue Bond** **Monthly Activity**

<b>2016 Sewer Revenue Bond Details</b>	<b>Beginning Balance</b>	<b>Debt Service Payments (Monthly Installment)</b>	<b>Principal/Interest/Construction (Made by US Bank on behalf of City)</b>	<b>Ending Balance</b>
US Bank – Debt Service Fund	\$98606.91	\$62,351.05	\$164.92 – Interest	\$161,122.88

# SPECIAL REVENUE FUND – OVERVIEW OF REVENUE



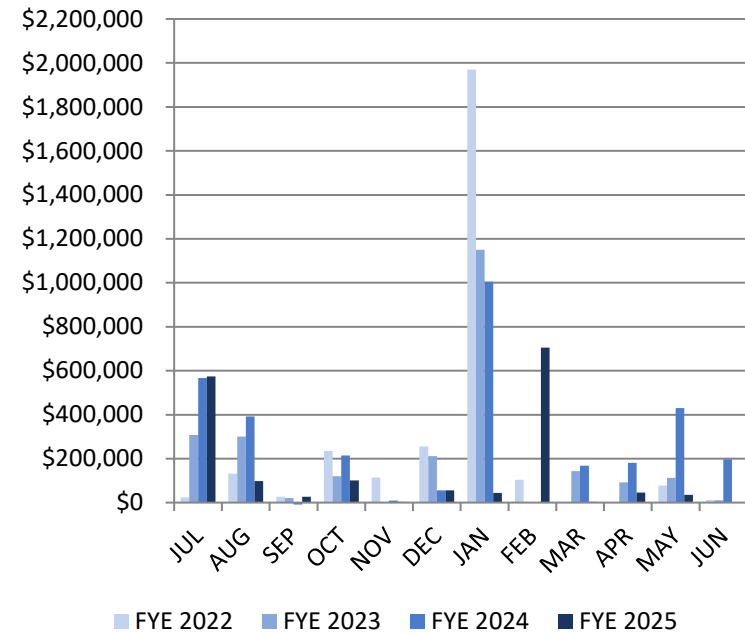
FYE 2024	Revenue	FYE 2025	Revenue
JUL 2023	\$36,424.95	JUL 2024	*\$140,138.36
AUG 2023	\$373,197.18	AUG 2024	\$418,166.30
SEP 2023	\$349,069.94	SEP 2024	\$413,608.66
OCT 2023	\$399,205.08	OCT 2024	**\$1,385,483.64
NOV 2023	\$1,387,059.61	NOV 2024	\$430,899.59
DEC 2023	\$342,374.77	DEC 2024	\$453,457.87
JAN 2024	\$396,568.08	JAN 2025	\$445,882.67
FEB 2024	\$356,436.52	FEB 2025	\$400,122.50
MAR 2024	\$352,027.62	MAR 2025	\$388,679.63
APR 2024	\$409,699.11	APR 2025	\$423,951.95
MAY 2024	\$417,927.17	MAY 2025	\$418,126.15
JUN 2024	\$428,842.24	JUN 2025	\$0.00
<b>YTD</b>	<b>\$5,248,832.27</b>	<b>YTD</b>	<b>\$5,318,517.32</b>
% of BUDGET	142%	% of BUDGET	133%
<b>BUDGET</b>	<b>\$3,695,798.00</b>	<b>BUDGET</b>	<b>\$4,000,000.00</b>

\*Received \$50,000 for the Swamp Rabbit Trail extension

\*\*Received \$1,000,000 grant for Streetscape Project

<u>Special Revenue - Fiscal Year Revenue Comparison</u>			
<u>As of May 2025</u>			
<u>FYE – 2024</u>	<u>FYE – 2025</u>	<u>\$ Difference</u>	<u>% Increase/Decrease</u>
\$4,819,990.03	\$5,318,517.32	\$498,527.29	9% Increase

# SPECIAL REVENUE FUND – OVERVIEW OF EXPENDITURES



FYE 2024	Expenditure	Transfers	FYE 2025	Expenditure	Transfers
JUL 2023	\$566,750.49	\$0.00	JUL 2024	\$521,462.58	\$0.00
AUG 2023	\$391,965.97	\$0.00	AUG 2024	\$98,428.24	\$0.00
SEP 2023	(\$8,754.57)	\$0.00	SEP 2024	\$26,505.74	\$0.00
OCT 2023	\$213,869.45	\$0.00	OCT 2024	\$100,218.06	\$0.00
NOV 2023	\$9,840.40	\$0.00	NOV 2024	\$2,948.81	\$135,330.55
DEC 2023	\$55,230.19	\$0.00	DEC 2024	\$55,416.06	\$0.00
JAN 2024	\$1,005,180.80	\$0.00	JAN 2025	\$1,061,649.84	\$0.00
FEB 2024	\$1,391.74	\$0.00	FEB 2025	\$704,932.53	\$0.00
MAR 2024	\$100,383.11	\$0.00	MAR 2025	\$3,232.56	\$944,232.53
APR 2024	\$181,489.13	\$0.00	APR 2025	\$46,130.04	\$485,214.60
MAY 2024	\$430,005.60	\$0.00	MAY 2025	\$35,537.09	\$0.00
JUN 2024	\$197,036.04	\$0.00	JUN 2025	\$0.00	\$0.00
YTD	\$3,144,388.35	\$0.00	YTD	\$2,656,461.55	\$1,564,777.68
% of BUDGET	101%	0%	% of BUDGET	138%	256%
BUDGET	\$3,111,800.00	\$583,998.00	BUDGET	\$1,923,228.00	\$612,377.00

**Cash on Hand as of May 31, 2025:**  
**\$8,705,463.66**

<u>Special Revenue Expenses - Fiscal Year Expense Comparison</u>			
<u>As of May 2025</u>			
<u>FYE – 2024</u>	<u>FYE – 2025</u>	<u>\$ Difference</u>	<u>% Increase/Decrease</u>
\$2,947,352.31	\$2,656,461.55	\$290,890.76	11% Decrease



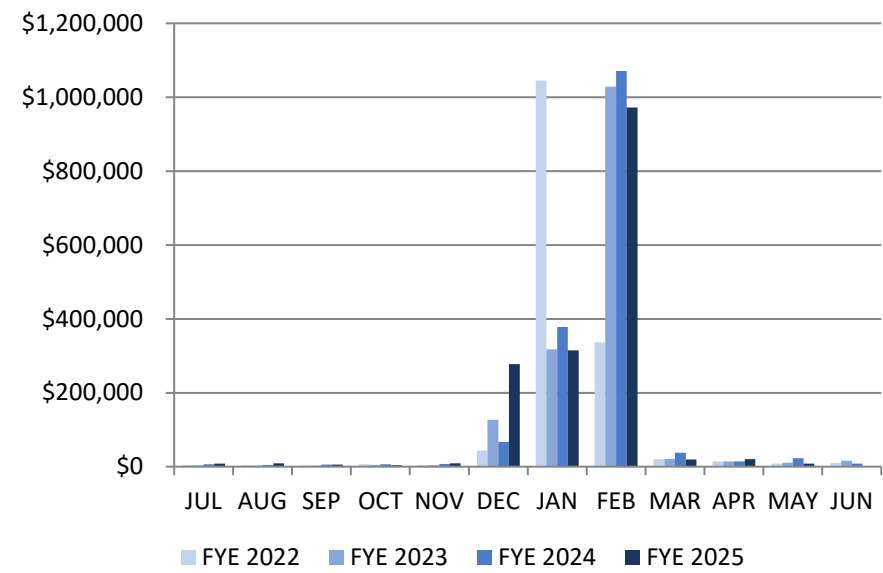
## SPECIAL REVENUE – OVERVIEW OF DEBT

H&A TAX REVENUE REFUNDING AND IMPROVEMENT BOND	Maturity Date	Original Amount	Remaining Balance (Principal)	Payments Already Made in FYE 2025	Amount Still Due in FYE 2025 (Principal & Interest)
2021 Revenue Bond	6/30/2036	\$14,155,000.00	\$11,795,000.00	\$1,017,600.00	\$262,600.00

### 2021 H&A Tax Revenue Bond Monthly Activity

<b>2021 H&amp;A TAX REVENUE BOND Details</b>	<b>Beginning Balance</b>	<b>Debt Service Payments (Monthly Installment)</b>	<b>Principal/Interest/Construction (Made by US Bank on behalf of City)</b>	<b>Ending Balance</b>
US Bank – Interest Account	\$181,964.31	\$41,250.00	\$523.65 – Interest Earned	\$223,737.96
US Bank – Principal Account	\$294,598.83	\$65,416.67	\$850.00 – Interest Earned	\$360,865.50
US Bank – Construction Fund	\$13,523,390.75		\$43,946.37 – Interest Earned -\$17,500.00 – Alliance Engineering	\$13,549,837.12

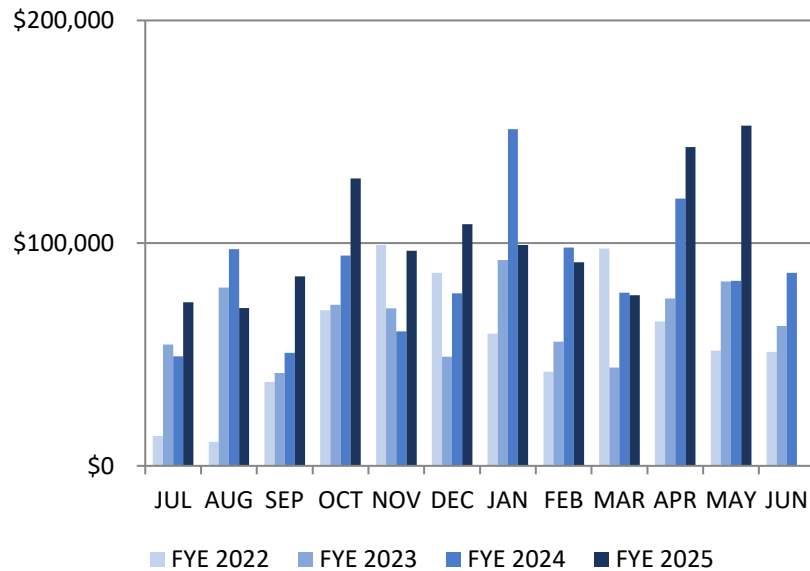
# PUBLIC WORKS ENTERPRISE FUND – OVERVIEW OF REVENUE<sup>†</sup>



FYE 2024	Revenue	FYE 2025	Revenue
JUL 2023	\$6,766.25	JUL 2024	\$7,842.47
AUG 2023	\$4,609.56	AUG 2024	\$8,723.95
SEP 2023	\$5,389.12	SEP 2024	\$6,024.48
OCT 2023	\$6,150.56	OCT 2024	\$4,000.76
NOV 2023	\$7,791.05	NOV 2024	\$8,795.81
DEC 2023	\$67,099.51	DEC 2024	\$278,030.38
JAN 2024	\$377,709.33	JAN 2025	\$315,105.55
FEB 2024	\$1,071,172.44	FEB 2025	\$971,890.11
MAR 2024	\$37,963.02	MAR 2025	\$19,792.92
APR 2024	\$14,605.36	APR 2025	\$20,610.36
MAY 2024	\$23,204.81	MAY 2025	\$8,239.63
JUN 2024	\$8,207.62	JUN 2025	\$0.00
YTD	\$1,630,668.63	YTD	\$1,649,056.42
% of Budget	108%	% of Budget	104%
Budget	\$1,507,115.00	Budget	\$1,587,000.00

PW Enterprise Fund Revenues - Fiscal Year Expense Comparison			
As of May 2025			
FYE – 2024	FYE – 2025	\$ Difference	% Increase/Decrease
\$1,622,461.01	\$1,649,056.42	\$41,560.59	2% Increase

## PUBLIC WORK ENTERPRISE FUND – OVERVIEW OF EXPENDITURES



FYE 2024	Expenditures	FYE 2025	Expenditures
JUL 2023	\$49,117.01	JUL 2024	\$94,630.17
AUG 2023	\$97,355.05	AUG 2024	\$70,857.56
SEP 2023	\$50,768.37	SEP 2024	\$85,105.92
OCT 2023	\$94,389.07	OCT 2024	\$129,009.39
NOV 2023	\$60,414.57	NOV 2024	\$96,556.16
DEC 2023	\$77,542.61	DEC 2024	\$108,477.69
JAN 2024	\$151,259.45	JAN 2025	\$99,134.50
FEB 2024	\$97,953.07	FEB 2025	\$91,462.83
MAR 2024	\$77,730.58	MAR 2025	\$76,677.56
APR 2024	\$119,985.64	APR 2025	\$143,078.78
MAY 2024	\$83,095.95	MAY 2025	\$152,803.79
JUN 2024	\$86,629.58	JUN 2025	\$0.00
<b>YTD</b>	<b>\$1,046,240.95</b>	<b>YTD</b>	<b>\$1,147,794.35</b>
% of Budget	85%	% of Budget	89%
<b>Budget</b>	<b>\$1,257,115.00</b>	<b>Budget</b>	<b>\$1,287,568.00</b>

**Cash on Hand as of May 31, 2025:**  
**\$2,239,425.79**

### PW Enterprise Fund Expenses - Fiscal Year Expense Comparison As of May 2025

<u>FYE – 2024</u>	<u>FYE – 2025</u>	<u>\$ Difference</u>	<u>% Increase/Decrease</u>
\$959,641.37	\$1,147,794.35	\$188,152.98	16% Increase

## Preliminary Budget Report (May 31th)

*Ideal Remaining Percent 8%*

Account	Budgeted Expenditures	YTD Expenditures	Encumbrance	Remaining Balance	Percent Remaining
<b>Mayor/Council</b>	\$156,290.00	\$108,294.83	\$0.00	\$47,995.17	31%
<b>Administration</b>					
Administration	\$3,163,767.00	\$2,857,565.64	\$0.00	\$306,201.36	10%
*Municipal Complex	-	*\$13,137,780.55	-	-	-
Court	\$363,210.00	\$285,875.59	\$0.00	\$77,334.41	21%
<b>Police</b>					
Police	\$6,808,603.00	\$5,614,294.70	\$85,582.13	\$1,108,726.17	16%
Dispatch	\$814,460.00	\$686,939.24	\$0.00	\$127,520.76	16%
<b>Fire</b>	\$8,061,551.00	\$7,704,431.86	\$38,229.58	\$318,890.56	4%
<b>Public Works</b>					
Public Works	\$2,067,053.00	\$1,550,088.68	\$0.00	\$516,964.32	25%
*Hurricane Helene	-	*1,228,201.61	-	-	-
Sewer	\$1,252,394.00	\$722,349.03	\$0.00	\$530,044.97	42%
Garage	\$327,988.00	\$221,351.77		\$106,636.23	33%
<b>Recreation</b>					
Recreation	\$1,728,964.00	\$1,396,889.83	\$0.00	\$332,074.17	19%
*Hurricane Helene		*\$49,182.95	*\$52,207.36	-	
Heritage Park	\$1,036,883.00	\$970,249.61	\$31,237.14	\$35,396.25	3%
Amphitheater	\$55,501.00	\$47,037.80	\$0.00	\$8,463.20	15%
<b>Special Revenue</b>	\$2,535,605.00	\$4,221,239.23	\$84,362.05	\$-1,769,996.28	-70%
<b>PW Enterprise Fund</b>	\$1,287,568.00	\$1,147,794.35	\$0.00	\$139,773.65	11%

**\*Administration expenditures:** New Municipal Complex payments are reflected under the Administration Department. Previous payments have been made through the 2021 Simpsonville Municipal Facilities Installment Purchase Revenue Bonds (IPRB) and the American Rescue Plan Act (ARPA) funds. As of July 2024, the IPRB and ARPA funds have been exhausted. The remaining balance due contractors will be reflected in Administration as Fund Balance is being used.

**\*\*Municipal Complex Expenditures by month: (General Fund Money Market / H&A / Capital Fund)**

July 2024	\$1,645,234.77	October 2024	\$1,701,782.56	January	\$222,607.43	April	\$572,390.44
August 2024	\$2,318,696.40	November 2024	\$ 21,628.26	February	\$ 55,709.93	May	\$1,627,775.75
September 2024	\$3,130,709.71	December 2024	\$2,232,936.82	March	\$ 1,752.94		

<i>Department</i>	<i>Purchase Order Number</i>	<i>Purchase Order Date</i>	<i>Vendor</i>	<i>Description</i>	<i>Purchase Order Total</i>	<i>Status</i>
Administration	1000233	07/01/2024	Porter Corp.	45 x 20 Monoslope	\$113,703.30	Complete
Administration	1000234	07/01/2024	Porter Corp.	24 x 34 Steel Frame	\$48,698.88	Complete
Fire Department	1000260	07/02/2024	Municipal Emergency	Turnout Gear	\$2,475.10	Complete
Police Department	1000262	07/02/2024	Santee Automotive	2025 Ford Police Interceptor	\$93,100.00	Complete
Fire Department	1000263	07/03/2024	Purvis Systems Inc.	Station Alerting System	\$82,562.78	Open
Parks & Recreation	1000264	07/03/2024	Innova	Disc Golf Baskets	\$3,857.35	Complete
Police Department	1000265	07/03/2024	Utility Associates	Bodyworn Equipment	\$60,891.49	Complete
Fire Department	1000266	07/08/2024	Ford of Spartanburg	Ford Expedition	\$55,538.00	Complete
Public Works / Administration	1000267	07/09/2024	ESRI	GIS Desktop	\$4,426.00	Complete
Public Works	1000268	07/09/2024	Hills Machinery Co.	New Case Excavator	\$101,752.00	Complete
Parks & Recreation	1000269	07/12/2024	Flying Rabbit Adventures	PBJ Track	\$65,000.00	Complete
Fire Department	1000270	07/17/2024	Life-Assist	LSU Suction Units	\$7,801.60	Complete
Parks & Recreation	1000271	07/17/2024	Smith Turf & Irrigation	ReelMaster 3575-D	\$73,064.25	Open
Parks & Recreation	1000272	07/17/2024	Deere & Company	John Deere Gator XUV825M	\$19,828.50	Complete
Fire Department	1000273	07/23/2024	OSI Federal Technologies	MDT Tablets	\$5,566.72	Complete
Administration	1000274	07/25/2024	Dell Marketing	Dual Monitor Arm	\$11,018.23	Complete
Administration	1000275	07/25/2024	Dell Marketing	Dell 27" Monitors	\$10,878.31	Complete
Public Works	1000276	07/29/2024	Schaefer Systems	95 Gallon Car Carts	\$17,590.17	Complete
Public Works	1000277	07/29/2024	O'Reilly Automotive	A1C Machine	\$6,360.00	Complete
Public Works	1000278	07/29/2024	Power Curbers Company	2024 Honda Power Curber	\$18,126.00	Complete
Police Department	1000279	07/29/2024	West Chatham Warning	Upfitting 2025 Ford Explorers	\$24,349.52	Complete
Police Department	1000280	07/29/2024	Utility Associates	Front & Rear Cameras	\$2,835.50	Open
Police Department	1000281	07/29/2024	Diversified Electronics	Dispatch Relocation	\$25,446.78	Complete
Parks & Recreation	1000282	07/30/2024	Gameon	Football Jerseys	\$7,291.10	Complete
Parks & Recreation	1000283	07/30/2024	Gameon	Cheer Uniforms	\$7,241.92	Complete
Parks & Recreation	1000284	07/30/2024	Gameon	Custom Caps & Visors	\$11,440.85	Complete
Parks & Recreation	1000285	07/30/2024	Capital One Card	Flag Football Sets	\$8,395.20	Complete
Parks & Recreation	1000286	07/31/2024	TNJ Trailers	83x20 Superior Equipment Trailer	\$7,117.90	Complete

<i>Department</i>	<i>Purchase Order Number</i>	<i>Purchase Order Date</i>	<i>Vendor</i>	<i>Description</i>	<i>Purchase Order Total</i>	<i>Status</i>
Fire Department	1000287	08/06/2024	Dell Marketing	Optiplex 7020 Computers	\$5,263.63	Complete
Fire Department	1000288	08/08/2024	West Chatham Warning	Ford Expedition Upfit	\$4,887.69	Complete
Parks & Recreation	1000289	08/15/2024	Kirby Built	City Park Accessories	\$66,281.28	Complete
Parks & Recreation	1000290	08/20/2024	Gameon	Softball/Baseball Jerseys	\$13,933.42	Complete
Fire Department	1000291	08/27/2024	Propper International	Revtac Tactical Pant	\$5,510.62	Open
Parks & Recreation	1000292	08/29/2024	Maglin Corporation	Curved Backless Bench	\$7,234.50	Complete
Police Department	1000293	08/29/2024	Global Public Safety	Graphics for 8 Vehicles	\$4,716.64	Complete
Fire Department	1000294	09/11/2024	Lowes Home Improvement	Washer/Dryer	\$6,181.09	Open
Fire Department	1000295	09/11/2024	Home Depot Credit Services	GE Refrigerator	\$4,069.72	Complete
Parks & Recreation	1000296	09/20/2024	Mar Construction	Senior Center Restroom Upfit	\$18,804.40	Complete
Fire Department	1000297	10/08/2024	Propper International	Job Shirts	\$2,543.47	Complete
Fire Department	1000298	10/14/2024	Capital One Services	Washer/Dryer	\$7,568.48	Complete
Fire Department	1000299	10/14/2024	Fire Station Furniture	Wardrobe	\$4,334.63	Open
Police Department	1000300	10/22/2024	West Chatham Warning	Upfit Ford Explorer	\$12,174.76	Complete
Police Department	1000301	10/22/2024	Ford of Spartanburg	2025 Ford Explorer	\$44,992.00	Complete
Police Department	1000302	10/23/2024	Ergogenesis Workplace	24/7 Dispatch Chairs	\$6,637.91	Complete
Parks & Recreation	1000303	11/15/2024	Parking Safe Plus	Stainless Bollard	\$2,948.81	Complete
Parks & Recreation	1000304	11/20/2024	Gameon	Basketball Jerseys	\$8,224.43	Complete
Parks & Recreation	1000305	11/20/2024	Seasoned Tree Care	Alder Park Tree & Debris Removal	\$9,000.00	Open
Fire Department	1000306	11/26/2024	Propper International	Tactical Shirt w/Embroidery	\$9,550.27	Complete
Parks & Recreation	1000307	12/10/2024	K-Tech	38' Vertical Lift	\$12,727.64	Complete
Parks & Recreation	1000308	12/12/2024	Kirby Built	4' Park Bench Surface Mount	\$3,974.79	Complete
Parks & Recreation	1000309	12/12/2024	Global Industrial	Dog Park Water Fountains	\$4,425.83	Open
Fire Department	1000310	01/21/2025	Polaris Sales Inc	Ranger Crew XP 1000	\$22,799.17	Open
Police Department	1000311	01/24/2025	Dana Safety Supply	Winchester .45ACP	\$4,506.59	Open
Police Department	1000312	01/27/2025	Radarsign, LLC	Solar Powered Radar Sign	\$9,800.00	Complete
Police Department	1000313	01/27/2025	Garrett Metal Detector	Paragon ADA Compliant Superscanner	\$7,496.45	Complete
Parks & Recreation	1000314	01/29/2025	American Ramp Company	Pump Track Replacement	\$43,207.36	Open
Parks & Recreation	1000315	02/04/2025	Gameon	Custom Cap and Visor Baseball/Soft	\$15,094.93	Complete
Parks & Recreation	1000316	02/06/2025	Capital One Card Services	Flag Football Sets	\$8,999.40	Open

<i>Department</i>	<i>Purchase Order Number</i>	<i>Purchase Order Date</i>	<i>Vendor</i>	<i>Description</i>	<i>Purchase Order Total</i>	<i>Status</i>
Police Department	1000317	02/06/2025	Dell Marketing	OptiPlex Small Form	\$6,412.97	Open
Police Department	1000318	02/06/2025	West Chatham Warning	Blue Light Attachment Install	\$5,874.18	Complete
Fire Department	1000319	02/12/2025	Atlas Fence Tully	Storage Room Fence	\$4,700.00	Complete
Parks & Recreation	1000320	02/18/2025	Kirby Built Products	APW 1015-BN Station Brown	\$2,167.80	Complete
Parks & Recreation	1000321	02/19/2025	BRB Trading Post	Tractor	\$22,237.74	Complete
Parks & Recreation	1000322	03/03/2025	Gameon	Baseball Jersey	\$19,443.22	Complete
Police Department	1000323	03/06/2025	Ridgeline Technology	5 Panasonic Win 11 Pro Intel Core	\$16,176.50	Open
Fire Department	1000324	03/07/2025	Municipal Emergency Serv.	Turnout Coat/Pant	\$3,680.32	Complete
Fire Department	1000325	03/07/2025	Municipal Emergency Serv.	Turnout Coat/Pant	\$33,122.88	Complete
Police Department	1000326	03/13/2025	Ford of Spartanburg	2025 Police Interceptor	\$49,126.00	Open
Police Department	1000327	03/13/2025	Utility Associates	Front/Seat Camera	\$1,359.45	Open
Fire Department	1000328	03/19/2025	Nafeco, Inc	Fire Hoses	\$9,386.30	Complete
Police Department	1000329	03/20/2025	Radarsign	Aluminum Pole/Concrete Corm	\$3,150.00	Open
Parks & Recreation	1000330	03/25/2025	Capital One Card	Volleyball Jersey	\$5,362.64	Complete
Police Department	1000331	04/08/2025	West Chatham Warning	Upfitting for 2025 Ford	\$7,345.16	Complete
Police Department	1000332	04/11/2025	West Chatham Warning	Console for Admin	\$771.34	Complete
Police Department	1000333	04/15/2025	Lawmen's Distribution	Colt MSR 5.56MM	\$2,015.12	Open
Fire Department	1000334	04/28/2025	Gator-Made	16ft Tandom Axle Trailer	\$3,990.00	Complete
Parks & Recreation	1000335	04/29/2025	Landscapers Supply	48" Walk Behind Mower	\$6,871.97	Open