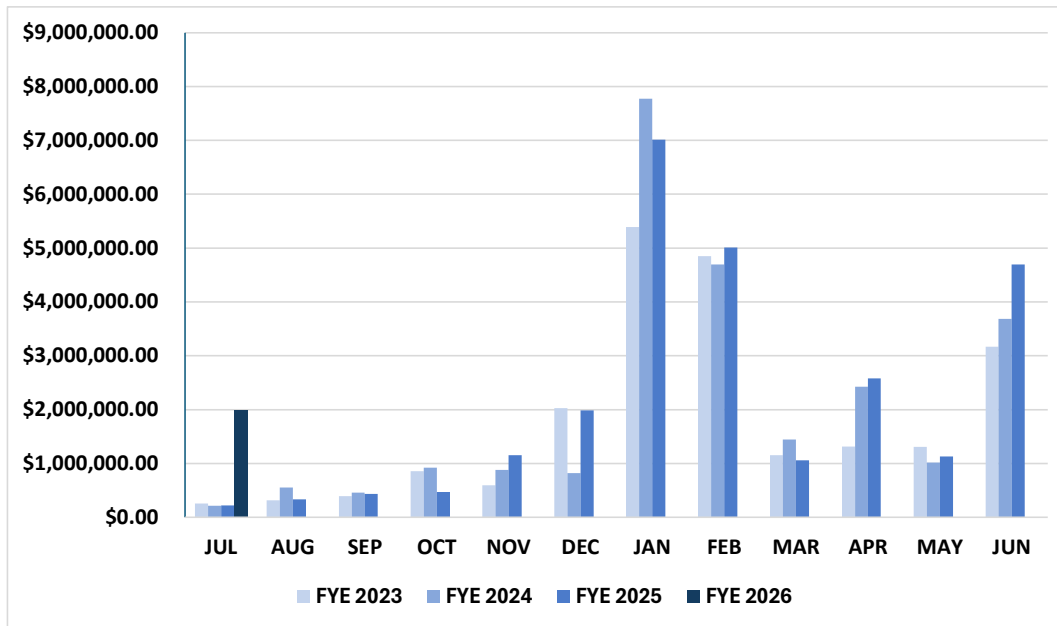


MONTHLY FINANCIAL UPDATE – Jul-25



GENERAL FUND – OVERVIEW OF REVENUE



General Fund - Fiscal Year Revenue Comparison			
As of July 2025			
FYE – 2024	FYE – 2025	\$ Difference	% Increase/Decrease
\$222,661.95	\$2,019,350.46	\$1,796,688.51	807% Increase

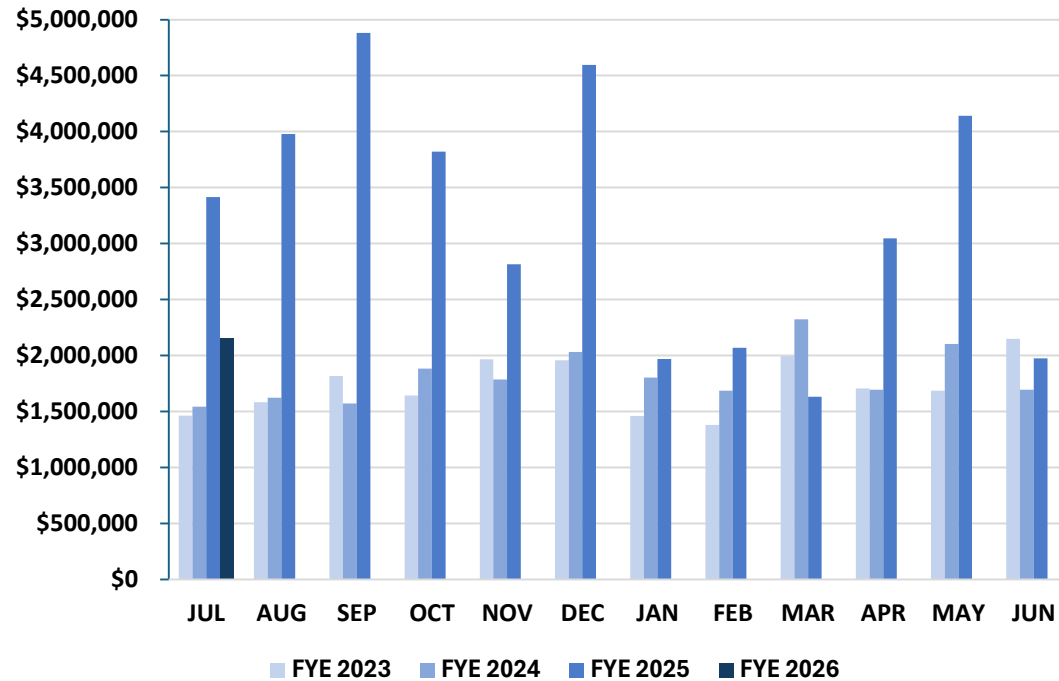
*YTD Revenue includes other financing sources (Proceeds disposal of assets/Insurance Proceeds/Transfers from Special Revenue)

Other Financing Sources:	Proceeds on Disposals Capital Assets	
	Insurance Proceeds	\$ 38,377.54
	Transfer from Sewer Fund	
	Transfer from Special Revenue	
	Transfer from PW Enterprise Fund	
	Transfer from Capital Projects Fund	
Year-to-Date Other Financing Sources:		\$ 38,377.54

FYE 2025	Revenue	FYE 2026	Revenue
Jul-24	\$222,661.95	Jul-25	\$1,980,972.92 **
Aug-24	\$336,501.40	Aug-25	
Sep-24	\$432,918.26	Sep-25	
Oct-24	\$466,885.91	Oct-25	
Nov-24	\$1,149,801.31	Nov-25	
Dec-24	\$1,990,395.57	Dec-25	
Jan-25	\$7,014,179.56	Jan-26	
Feb-25	\$5,009,446.18	Feb-26	
Mar-25	\$1,059,103.58	Mar-26	
Apr-25	\$2,580,427.78	Apr-26	
May-25	\$1,130,079.03	May-26	
Jun-25	\$4,698,173.00	Jun-26	
Year to Date Other Financing Sources	\$ 3,270,993.33	Year to Date Other Financing Sources	\$ 38,377.54
YTD *Revenue	\$29,361,566.86	YTD *Revenue	\$2,019,350.46
% of BUDGET	119%	% of BUDGET	8%
BUDGET	\$23,977,380.00	BUDGET	\$25,659,464.00
Budgeted Other Financing Sources	\$606,889.00	Budgeted Other Financing Sources	\$916,628.00
TOTAL	\$24,584,269.00	TOTAL	\$26,576,092.00

** July 2025 received funds from sale of Old City Hall

GENERAL FUND - OVERVIEW OF EXPENDITURES



FYE 2025	Expenditures	FYE 2026	Expenditures
Jul-24	\$3,310,346.64	Jul-25	\$2,159,838.96
Aug-24	\$3,978,217.31	Aug-25	
Sep-24	\$4,880,124.85	Sep-25	
Oct-24	\$3,820,216.84	Oct-25	
Nov-24	\$2,813,166.12	Nov-25	
Dec-24	\$4,596,143.77	Dec-25	
Jan-25	\$1,968,707.18	Jan-26	
Feb-25	\$2,067,000.97	Feb-26	
Mar-25	\$1,631,431.42	Mar-26	
Apr-25	\$3,045,289.51	Apr-26	
May-25	\$4,140,984.56	May-26	
Jun-25	\$1,975,268.63	Jun-26	
YTD	\$38,226,897.80	YTD	\$2,159,838.96
% of BUDGET	155%	% of BUDGET	8%
BUDGET	\$24,584,269.00	BUDGET	\$26,576,092.00

General Fund - Fiscal Year Revenue Comparison

As of July 2025

<u>FYE – 2024</u>	<u>FYE – 2025</u>	<u>\$ Difference</u>	<u>% Increase/Decrease</u>
\$3,310,346.64	\$2,159,838.96	(1,150,507.68)	-35% Increase

Cash on Hand as of July 31, 2025:
\$12,077,247.06

GENERAL FUND – OVERVIEW OF DEBT

GENERAL OBLIGATION BONDS	Maturity Date	Original Amount	Remaining Balance (Principal)	Payments Already Made in FYE 2025	Amount Still Due in FYE 2025 (Principal & Interest)
2019 G.O. Bond	4/1/2026	\$772,000	\$229,000.00	\$0.00	\$118,476.96

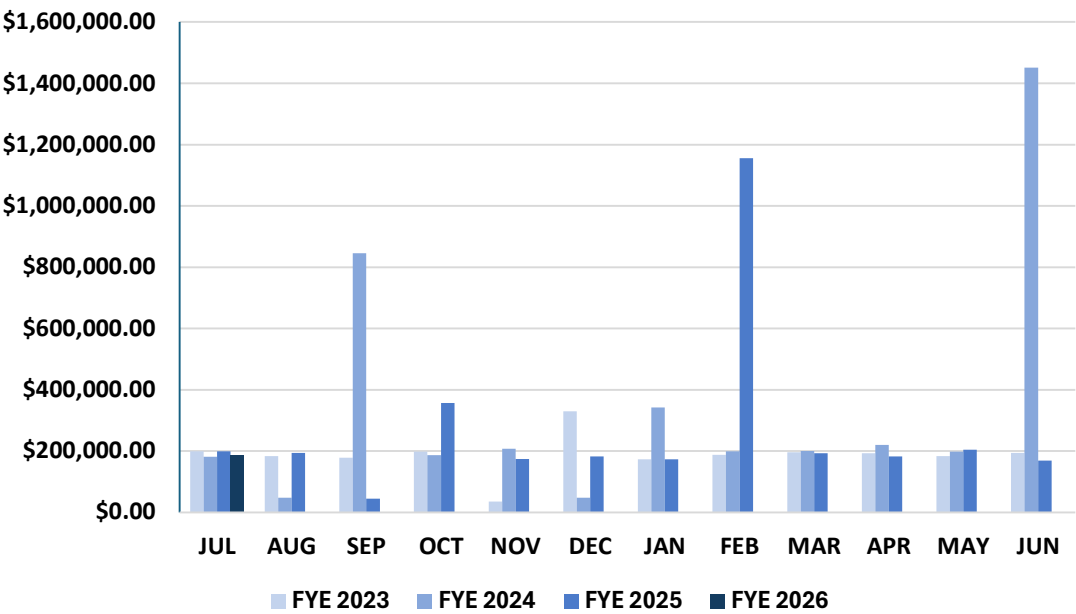
INSTALLMENT PURCHASE REVENUE BONDS	Maturity Date	Original Amount	Remaining Balance (Principal)	Payments Already Made in FYE 2025	Amount Still Due in FYE 2025 (Principal & Interest)
2021 IPRB	6/30/2042	\$11,300,000.00	\$10,105,000.00	\$0.00	\$0.00

2021 Installment Purchase Revenue Bond

Monthly Activity

2021 IPRB Details	Beginning Balance	Debt Service Payments (Monthly Installment)	Principal/Interest/Construction (Made by US Bank on behalf of City)	Ending Balance
US Bank – Bond Fund	\$2,662.12		\$ 8.55 Interest	\$2,670.67

SEWER FUND – OVERVIEW OF REVENUE†

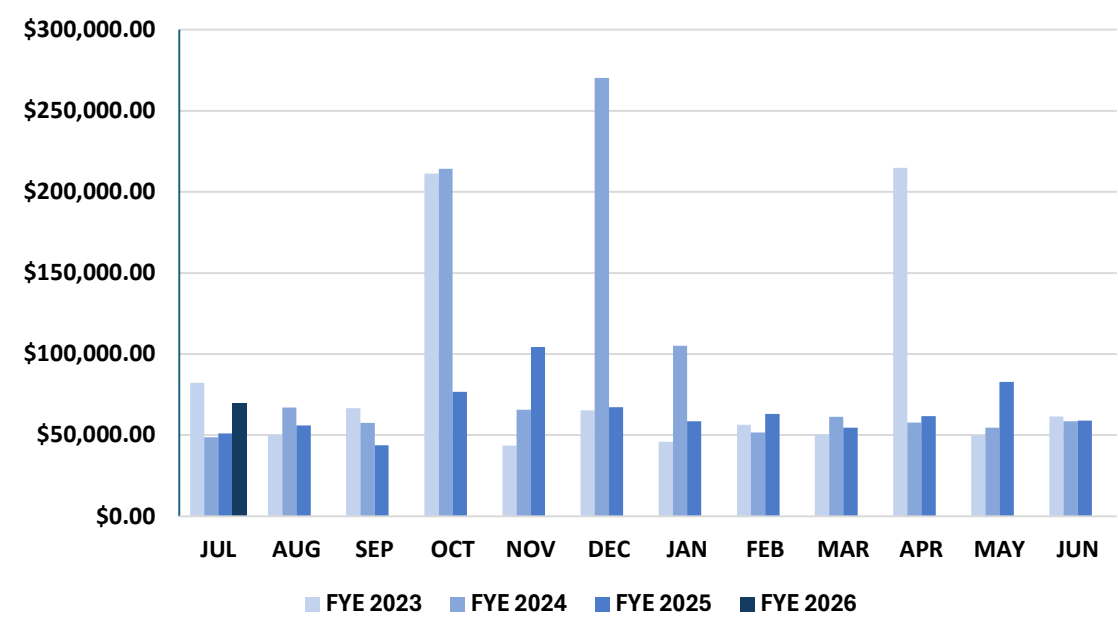


† Excludes donated sewer infrastructure

Sewer Fund - Fiscal Year Revenue Comparison			
As of July 2025			
FYE – 2024	FYE – 2025	\$ Difference	% Increase/Decrease
\$198,594.09	\$188,005.34	(\$10,588.75)	-5% Decrease

FYE 2025	Revenue	FYE 2026	Revenue
Jul-24	\$198,594.09	Jul-25	\$188,005.34
Aug-24	\$194,142.59	Aug-25	
Sep-24	\$44,083.66	Sep-25	
Oct-24	\$356,816.26	Oct-25	
Nov-24	\$175,678.90	Nov-25	
Dec-24	\$182,892.12	Dec-25	
Jan-25	\$174,916.72	Jan-26	
Feb-25	\$1,155,766.70	Feb-26	
Mar-25	\$193,137.64	Mar-26	
Apr-25	\$183,034.60	Apr-26	
May-25	\$203,977.44	May-26	
Jun-25	\$169,517.51	Jun-26	
YTD	\$3,232,558.23	YTD	\$188,005.34
% of BUDGET	142%	% of BUDGET	8%
BUDGET	\$2,270,000.00	BUDGET	\$2,270,000.00

SEWER FUND – OVERVIEW OF EXPENDITURES†



ASSETS*

FYE 2023 EQUIPMENT PURCHASES (YTD): \$616,052.21
FYE 2023 VEHICLE PURCHASES (YTD): \$0.00

Sewer Fund - Fiscal Year Expense Comparison			
As of July 2025			
FYE – 2024	FYE – 2025	\$ Difference	% Increase/Decrease
\$52,905.53	\$70,202.68	\$17,297.15	33% Decrease

FYE 2025	Expenditures	FYE 2026	Expenditures
Jul-24	\$52,905.53	Jul-25	\$70,202.68
Aug-24	\$56,042.17	Aug-25	
Sep-24	\$43,813.75	Sep-25	
Oct-24	\$76,779.00	Oct-25	
Nov-24	\$104,441.60	Nov-25	
Dec-24	\$67,182.38	Dec-25	
Jan-25	\$58,644.73	Jan-26	
Feb-25	\$63,151.96	Feb-26	
Mar-25	\$54,679.60	Mar-26	
Apr-25	\$61,660.99	Apr-26	
May-25	\$83,047.32	May-26	
Jun-25	\$59,012.73	Jun-26	
YTD	\$781,361.76	YTD	\$70,202.68
% of BUDGET	62%	% of BUDGET	6%
BUDGET	\$1,252,394.00	BUDGET	\$1,108,724.00

Cash on Hand as of July 31, 2025:
\$2,155,035.09

SEWER FUND - OVERVIEW OF LIABILITIES

LIABILITIES*

REVENUE BOND*	Maturity Date	Original Amount	Remaining Balance (Principal)	Payments Already Made in FYE 2025	Amount Still Due in FYE 2025 (Principal & Interest)
2016 Revenue Bond	4/1/2037	\$10,270,000	\$7,520,000.00	\$0.00	\$0.00

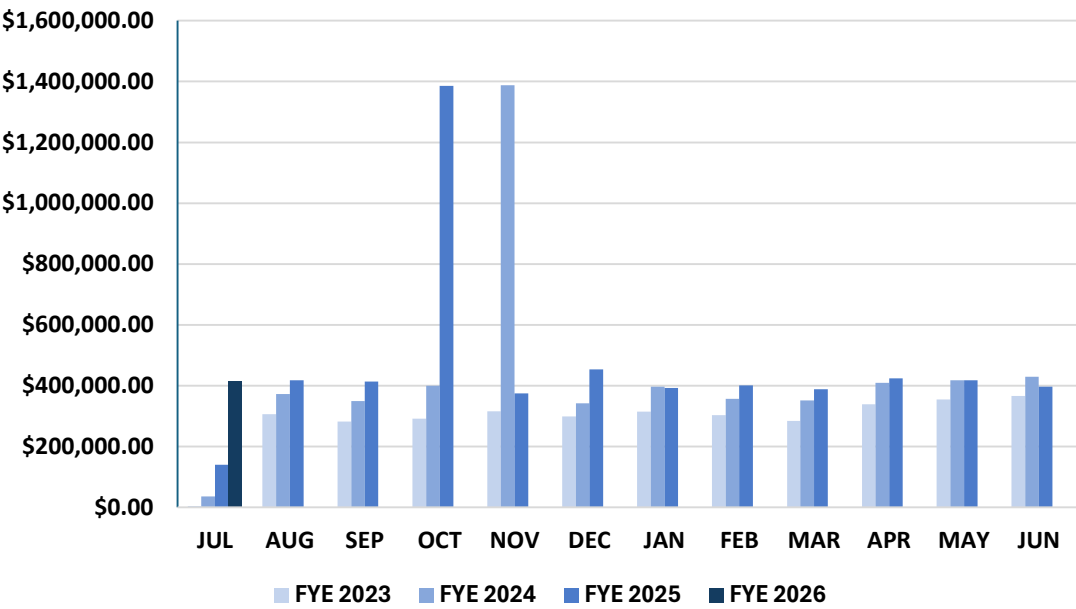
‡ Excludes depreciation expenses

* Not included in expenditure report

2016 Sewer Revenue Bond Monthly Activity

2016 Sewer Revenue Bond Details	Beginning Balance	Debt Service Payments (Monthly Installment)	Principal/Interest/Construction <i>(Made by US Bank on behalf of City)</i>	Ending Balance
US Bank - Debt Service Fund	\$223,869.33	\$62,351.05	\$566.10 - Interest	\$286,786.48

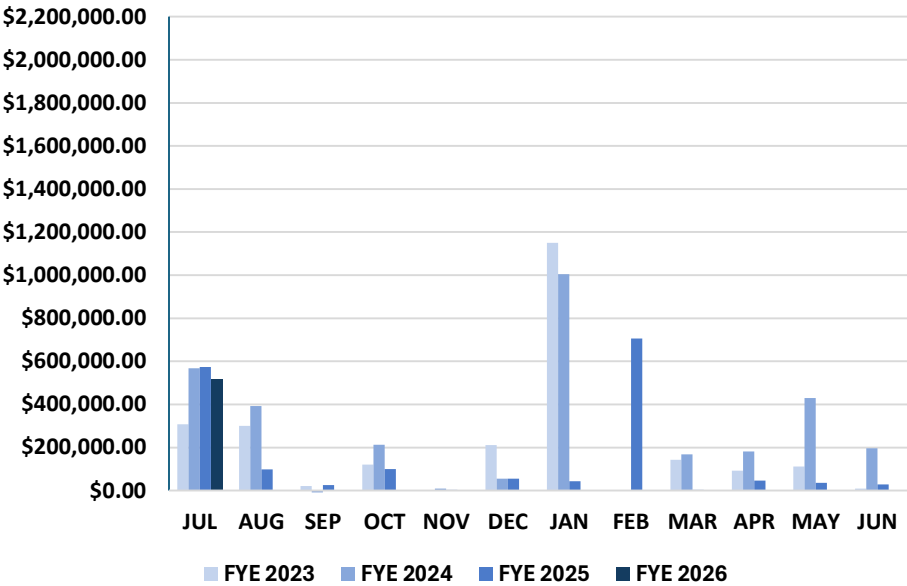
SPECIAL REVENUE FUND – OVERVIEW OF REVENUE



FYE 2025	Revenue	FYE 2026	Revenue
Jul-24	\$140,138.36	Jul-25	\$415,172.70
Aug-24	\$418,166.30	Aug-25	
Sep-24	\$413,608.66	Sep-25	
Oct-24	\$1,385,483.64	Oct-25	
Nov-24	\$430,899.59	Nov-25	
Dec-24	\$453,457.87	Dec-25	
Jan-25	\$445,882.67	Jan-26	
Feb-25	\$400,122.50	Feb-26	
Mar-25	\$388,679.63	Mar-26	
Apr-25	\$423,951.95	Apr-26	
May-25	\$418,126.15	May-26	
Jun-25	\$396,245.41	Jun-26	
YTD	\$5,714,762.73	YTD	\$415,172.70
% of BUDGET	143%	% of BUDGET	9%
BUDGET	\$4,000,000.00	BUDGET	\$4,550,000.00

Special Revenue Fund - Fiscal Year Revenue Comparison			
As of July 2025			
FYE – 2024	FYE – 2025	\$ Difference	% Increase/Decrease
\$140,138.36	\$415,172.70	\$275,034.34	196% Increase

SPECIAL REVENUE FUND – OVERVIEW OF EXPENDITURES



FYE 2025	Expenditure	Transfers	FYE 2026	Expenditure	Transfers
Jul-24	\$521,462.58	\$0.00	Jul-25	\$516,896.50	
Aug-24	\$98,428.24	\$0.00	Aug-25		
Sep-24	\$26,505.74	\$0.00	Sep-25		
Oct-24	\$100,218.06	\$0.00	Oct-25		
Nov-24	\$2,948.81	\$135,330.55	Nov-25		
Dec-24	\$55,416.06	\$0.00	Dec-25		
Jan-25	\$1,061,649.84	\$0.00	Jan-26		
Feb-25	\$704,932.53	\$0.00	Feb-26		
Mar-25	\$3,232.56	\$944,232.53	Mar-26		
Apr-25	\$46,130.04	\$485,214.60	Apr-26		
May-25	\$35,537.09	\$0.00	May-26		
Jun-25	\$28,282.19	\$557,464.48	Jun-26		
YTD	\$2,684,743.74	\$2,122,242.16	YTD	\$516,896.50	\$0.00
% of BUDGET	140%	347%	% of BUDGET	21%	0%
BUDGET	\$1,923,228.00	\$612,377.00	BUDGET	\$2,430,621.00	\$650,505.00

Special Revenue Fund - Fiscal Year Revenue Comparison			
As of July 2025			
FYE – 2024	FYE – 2025	\$ Difference	% Increase/Decrease
\$521,462.58	\$516,896.50	(\$4,566.08)	-1% Decrease

Cash on Hand as of July 31, 2025:
\$8,672,021.35

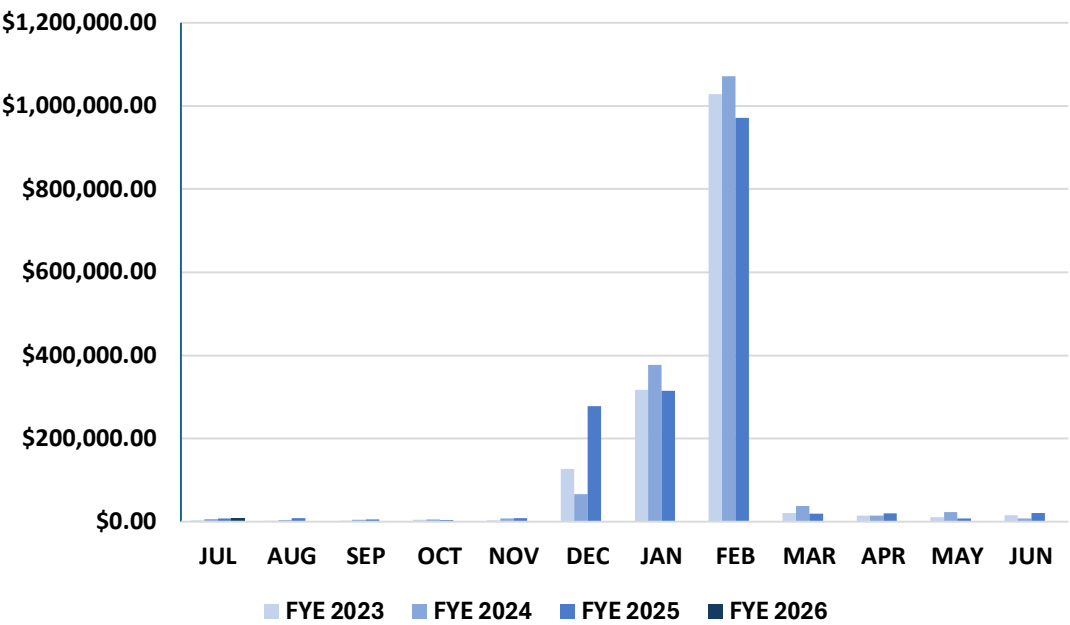
SPECIAL REVENUE - OVERVIEW OF DEBT

H&A TAX REVENUE REFUNDING AND IMPROVEMENT BOND	Maturity Date	Original Amount	Remaining Balance (Principal)	Payments Already Made in FYE 2025	Amount Still Due in FYE 2025 (Principal & Interest)
2021 Revenue Bond	6/30/2036	\$14,155,000	\$11,795,000.00	\$0.00	\$262,600.00

2021 H&A Tax Revenue Bond Monthly Activity

2021 H&A TAX REVENUE BOND Details	Beginning Balance	Debt Service Payments	Principal/Interest/Construction <i>(Made by US Bank on behalf of City)</i>	Ending Balance
US Bank - Interest Account	\$223,737.96	\$41,250.00	\$695.44 Interest Earned	\$265,683.40
US Bank - Principal Account	\$427,405.15	\$65,416.67	\$1,310.20 Interest Earned	\$494,132.02
US Bank - Construction Fund	\$13,414,368.46		\$43,449.56 Interest Earned -\$39,750.00 Alliance Consulting	\$13,418,068.02

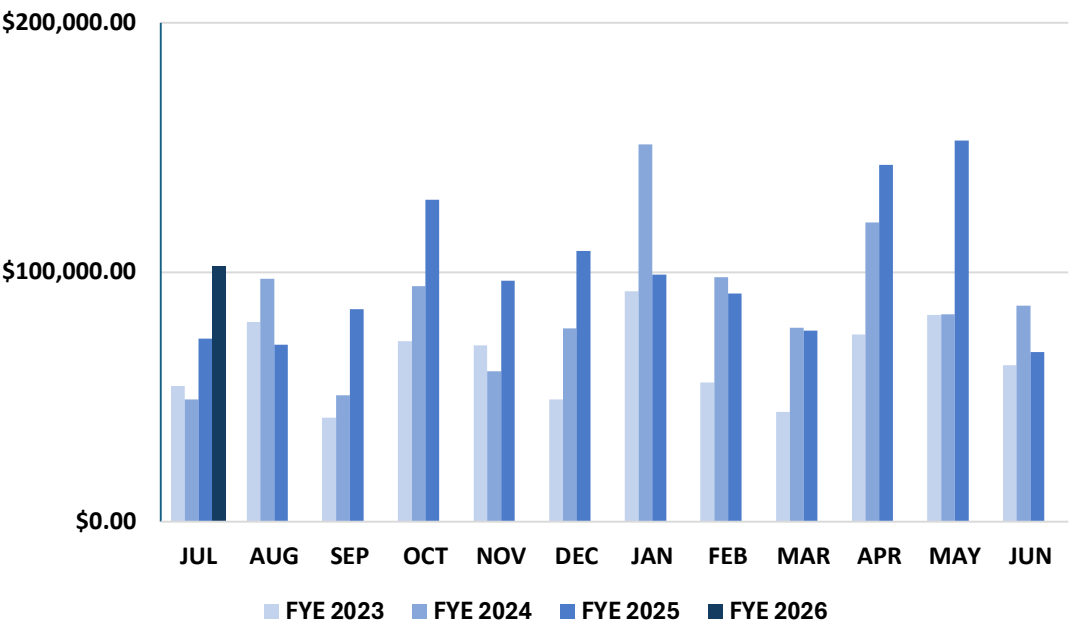
PUBLIC WORKS ENTERPRISE FUND – OVERVIEW OF REVENUE



FYE 2025	Revenue	FYE 2026	Revenue
Jul-24	\$7,842.47	Jul-25	\$9,131.00
Aug-24	\$8,723.95	Aug-25	
Sep-24	\$6,024.48	Sep-25	
Oct-24	\$4,000.76	Oct-25	
Nov-24	\$8,795.81	Nov-25	
Dec-24	\$278,030.38	Dec-25	
Jan-25	\$315,105.55	Jan-26	
Feb-25	\$971,890.11	Feb-26	
Mar-25	\$19,792.92	Mar-26	
Apr-25	\$20,610.36	Apr-26	
May-25	\$8,239.63	May-26	
Jun-25	\$20,943.04	Jun-26	
YTD	\$1,669,999.46	YTD	\$9,131.00
% of Budget	105%	% of Budget	1%
Budget	\$1,587,000.00	Budget	\$1,673,000.00

PW Enterprise Fund - Fiscal Year Revenue Comparison			
As of July 2025			
FYE – 2024	FYE – 2025	\$ Difference	% Increase/Decrease
\$7,842.47	\$9,131.00	\$1,288.53	16% Increase

PUBLIC WORKS ENTERPRISE FUND – OVERVIEW OF EXPENDITURES



FYE 2025	Expenditures	FYE 2026	Expenditures
Jul-24	\$94,630.17	Jul-25	\$102,639.30
Aug-24	\$70,857.56	Aug-25	
Sep-24	\$85,105.92	Sep-25	
Oct-24	\$129,009.39	Oct-25	
Nov-24	\$96,556.16	Nov-25	
Dec-24	\$108,477.69	Dec-25	
Jan-25	\$99,134.50	Jan-26	
Feb-25	\$91,462.83	Feb-26	
Mar-25	\$76,677.56	Mar-26	
Apr-25	\$143,078.78	Apr-26	
May-25	\$152,803.79	May-26	
Jun-25	\$67,984.71	Jun-26	
YTD	\$1,215,779.06	YTD	\$102,639.30
% of Budget	94%	% of Budget	7%
Budget	\$1,287,568.00	Budget	\$1,377,165.00

PW Enterprise Fund - Fiscal Year Expense Comparison			
As of July 2025			
FYE – 2024	FYE – 2025	\$ Difference	% Increase/Decrease
\$94,630.17	\$102,639.30	\$8,009.13	8% Increase

Cash on Hand as of July 31, 2025:
\$1,971,708.13

Preliminary Budget Report (July 31st)

Account	Budgeted Expenditures	YTD Expenditures	Encumbrance	Remaining Balance	Percent Remaining
Mayor/Council	\$159,396.00	\$17,684.10		\$141,711.90	89%
Administration					
<i>Administration</i>	\$3,820,091.00	\$208,186.02		\$3,611,904.98	95%
<i>*Municipal Complex</i>	-	\$23,663.20			
<i>Court</i>	\$375,180.00	\$24,503.89		\$350,676.11	93%
Police					
<i>Police</i>	\$7,183,915.00	\$697,727.77	\$102,959.05	\$6,383,228.18	89%
<i>Dispatch</i>	\$845,762.00	\$52,296.99		\$793,465.01	94%
Fire	\$8,552,078.00	\$654,315.94	\$30,140.00	\$7,867,622.06	92%
Public Works					
<i>Public Works</i>	\$2,274,005.00	\$219,145.36	\$44,464.74	\$2,010,394.90	88%
<i>Sewer</i>	\$1,108,724.00	\$70,202.68		\$1,038,521.32	94%
<i>Garage</i>	\$366,601.00	\$20,317.30		\$346,283.70	94%
Recreation					
<i>Recreation</i>	\$1,910,157.00	\$125,810.91		\$1,784,346.09	93%
<i>Heritage Park</i>	\$1,028,267.00	\$111,372.18	\$19,863.72	\$897,031.10	87%
<i>Amphitheater</i>	\$60,640.00	\$4,815.30		\$55,824.70	92%
Special Revenue	\$2,430,621.00	\$516,896.50	\$49,124.00	\$1,864,600.50	77%
PW Enterprise Fund	\$1,377,165.00	\$102,639.30		\$1,274,525.70	93%

<i>Department</i>	<i>Purchase Order Number</i>	<i>Purchase Order Date</i>	<i>Vendor</i>	<i>Description</i>	<i>Purchase Order Total</i>	<i>Status</i>
Police Department	1000338	7/2/2025	Dataworks	LiveScan Plus/Hardware	\$24,495.00	Open
Sewer	1000339	7/8/2025	Ford of Spartanburg	2025 Ford Pickup Truck	\$49,160.00	Complete
Police Department	1000340	7/8/2025	West Chatham Warning	Utility Admin Package	\$20,756.76	Open
Police Department	1000341	7/8/2025	West Chatham Warning	Upfitting for 3 Slick Top	\$45,707.29	Open
Police Department	1000342	7/8/2025	Garrett's Discount Golf Cars	EGG25 Valor Golf Carts	\$17,671.50	Complete
Police Department	1000343	7/8/2025	Santee Automotive	4 2025 Ford Interceptors	\$186,224.00	Complete
Police Department	1000344	7/8/2025	Ford of Spartanburg	2025 Ford Interceptor	\$46,022.00	Complete
Public Works	1000345	7/10/2025	The Charles Machine Works	Mini Steer	\$64,854.50	Open
Public Works	1000346	7/11/2025	Enviromental Systems	ArcGIS Desktop Items	\$4,744.00	Complete
Public Works	1000347	7/15/2025	Kevin Whitaker	2025 Chevrolet LCF	\$62,872.00	Complete
Fire Department	1000348	7/22/2025	Chism Drywall LLC	Replace Ceiling Grid & Tile	\$8,700.00	Open
Rec Deparment	1000349	7/22/2025	Capital One Card Services	Flag Football Sets	\$8,363.40	Complete
Fire Department	1000350	7/21/2025	M&M Heating & Air	New HVAC System	\$21,440.00	Complete
Police Department	1000351	7/28/2025	SC Department of Juvenile	Juvenile Housing	\$12,000.00	Open
Rec Deparment	1000352	7/29/2025	GameOn	Custom Cap and Visor	\$13,440.87	Complete
Rec Deparment	1000353	7/29/2025	GameOn	G-Fusion Football Jerseys & Pads	\$7,821.06	Complete
Rec Deparment	1000354	7/29/2025	GameOn	Cheer Uniform Packages	\$3,679.26	Complete
Public Works	1000355	7/29/2025	STI Turf Care Equipment	4520 PRO Model	\$30,389.00	Complete
Public Works	1000356	7/29/2025	STI Turf Care Equipment	Mower	\$14,075.74	Complete
Public Works	1000357	7/30/2025	D2 Powersports	2025 Polaris Ranger	\$19,518.78	Complete
Rec Deparment	1000358	7/30/2025	Ford of Spartanburg	2025 Ford F250 Pickup	\$49,124.00	Open