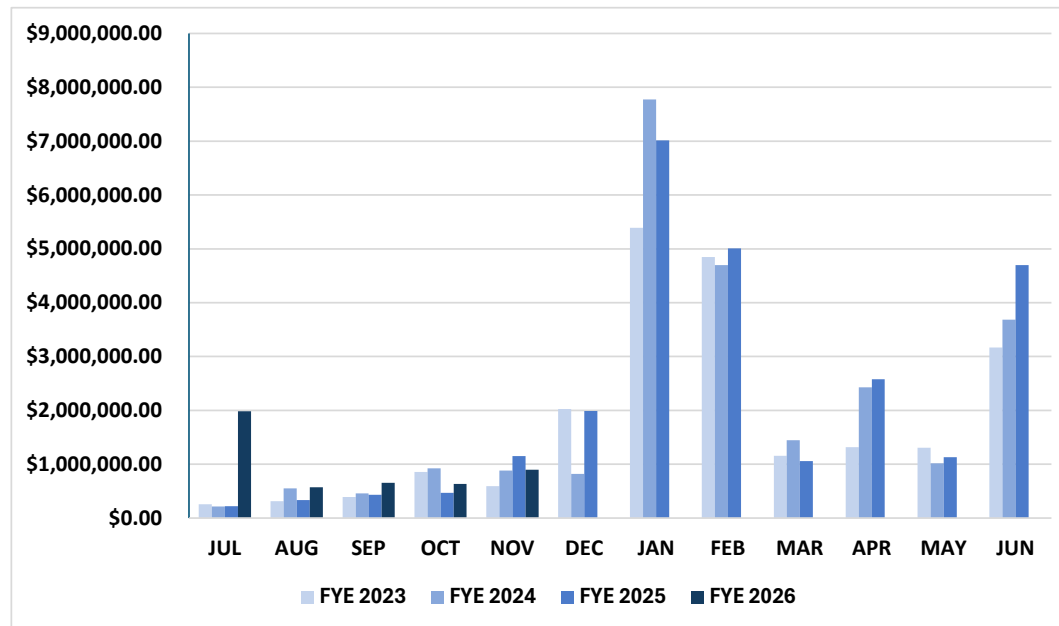


# MONTHLY FINANCIAL UPDATE – Oct-25



## GENERAL FUND – OVERVIEW OF REVENUE



General Fund - Fiscal Year Revenue Comparison			
As of October 2025			
FYE – 2025	FYE – 2026	\$ Difference	% Increase/Decrease
\$2,608,768.83	\$4,798,125.40	\$2,189,356.57	84% Increase

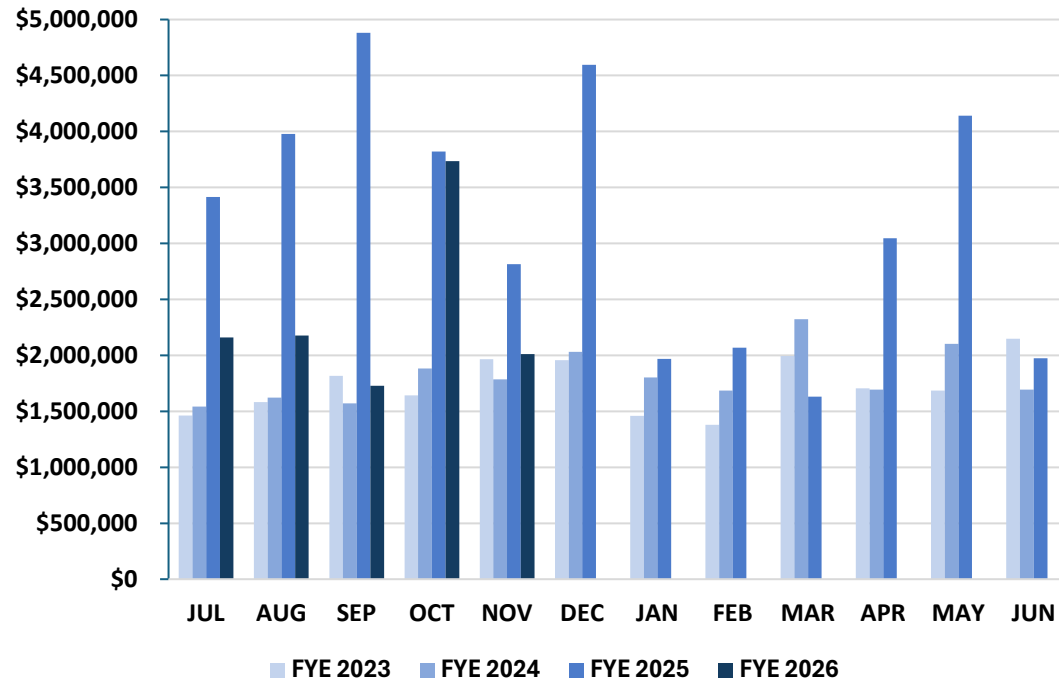
\*YTD Revenue includes other financing sources (Proceeds disposal of assets/Insurance Proceeds/Transfers from Special Revenue)

Other Financing Sources:	Proceeds on Disposals Capital Assets	
	Insurance Proceeds	\$ 54,938.87
	Transfer from Sewer Fund	
	Transfer from Special Revenue	
	Transfer from PW Enterprise Fund	
	Transfer from Capital Projects Fund	
Year-to-Date Other Financing Sources:		\$ 54,938.87

FYE 2025	Revenue	FYE 2026	Revenue
Jul-24	\$222,661.95	Jul-25	\$1,980,972.92 **
Aug-24	\$336,501.40	Aug-25	\$572,975.45
Sep-24	\$432,918.26	Sep-25	\$655,937.05
Oct-24	\$466,885.91	Oct-25	\$634,667.91
Nov-24	\$1,149,801.31	Nov-25	\$898,633.20
Dec-24	\$1,990,395.57	Dec-25	
Jan-25	\$7,014,179.56	Jan-26	
Feb-25	\$5,009,446.18	Feb-26	
Mar-25	\$1,059,103.58	Mar-26	
Apr-25	\$2,580,427.78	Apr-26	
May-25	\$1,130,079.03	May-26	
Jun-25	\$4,698,173.00	Jun-26	
Year to Date Other Financing Sources	\$ 3,270,993.33	Year to Date Other Financing Sources	\$ 54,938.87
YTD *Revenue	\$29,361,566.86	YTD *Revenue	\$4,798,125.40
% of BUDGET	119%	% of BUDGET	18%
BUDGET	\$23,977,380.00	BUDGET	\$25,659,464.00
Budgeted Other Financing Sources	\$606,889.00	Budgeted Other Financing Sources	\$916,628.00
TOTAL	\$24,584,269.00	TOTAL	\$26,576,092.00

\*\* July 2025 received funds from sale of Old City Hall

## GENERAL FUND - OVERVIEW OF EXPENDITURES



FYE 2025	Expenditures	FYE 2026	Expenditures
Jul-24	\$3,310,346.64	Jul-25	\$2,159,838.96
Aug-24	\$3,978,217.31	Aug-25	\$2,177,961.01
Sep-24	\$4,880,124.85	Sep-25	\$1,729,184.04
Oct-24	\$3,820,216.84	Oct-25	\$3,733,754.34
Nov-24	\$2,813,166.12	Nov-25	\$2,011,839.59
Dec-24	\$4,596,143.77	Dec-25	
Jan-25	\$1,968,707.18	Jan-26	
Feb-25	\$2,067,000.97	Feb-26	
Mar-25	\$1,631,431.42	Mar-26	
Apr-25	\$3,045,289.51	Apr-26	
May-25	\$4,140,984.56	May-26	
Jun-25	\$1,975,268.63	Jun-26	
YTD	\$38,226,897.80	YTD	\$11,812,577.94
% of BUDGET		155%	% of BUDGET 44%
BUDGET	\$24,584,269.00	BUDGET	\$26,576,092.00

### General Fund - Fiscal Year Revenue Comparison

As of October 2025

<u>FYE – 2025</u>	<u>FYE – 2026</u>	<u>\$ Difference</u>	<u>% Increase/Decrease</u>
\$18,802,071.76	\$11,812,577.94	(6,989,493.82)	-37% Decrease

**Cash on Hand as of September 30, 2025:**  
**\$9,292,072.07**

## GENERAL FUND – OVERVIEW OF DEBT

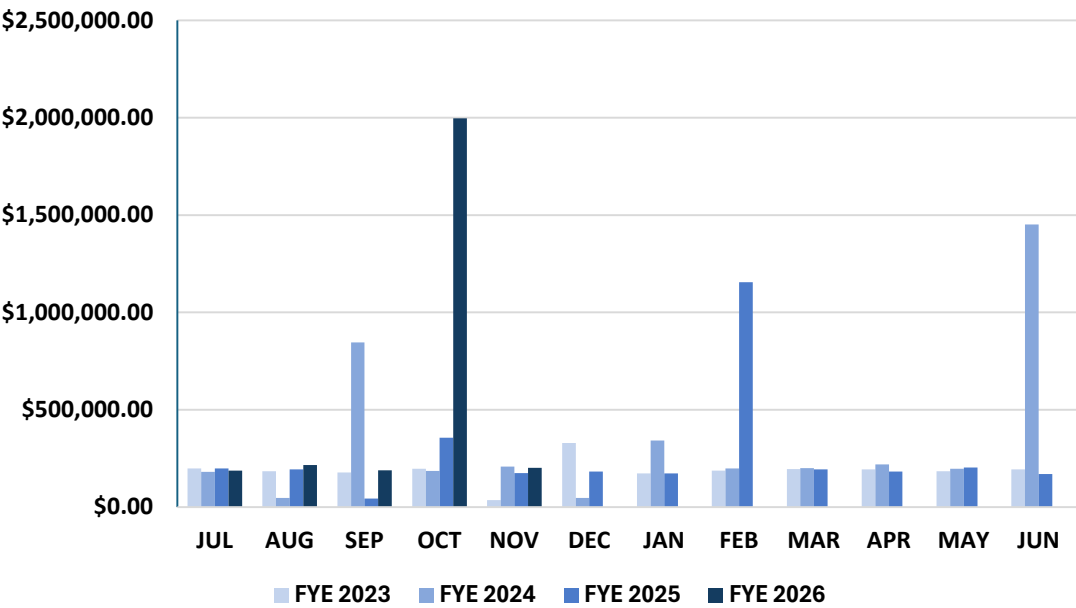
GENERAL OBLIGATION BONDS	Maturity Date	Original Amount	Remaining Balance (Principal)	Payments Already Made in FYE 2025	Amount Still Due in FYE 2026 (Principal & Interest)
2019 G.O. Bond	4/1/2026	\$772,000	\$115,000.00	\$114,000.00	\$4,476.96

INSTALLMENT PURCHASE REVENUE BONDS	Maturity Date	Original Amount	Remaining Balance (Principal)	Payments Already Made in FYE 2025	Amount Still Due in FYE 2025 (Principal & Interest)
2021 IPRB	6/30/2042	\$11,300,000.00	\$10,105,000.00	\$0.00	\$0.00

### 2021 Installment Purchase Revenue Bond Monthly Activity

2021 IPRB Details	Beginning Balance	Debt Service Payments (Monthly Installment)	Principal/Interest/Construction (Made by US Bank on behalf of City)	Ending Balance
US Bank – Bond Fund	\$2,716.28		\$8.63	\$2,724.91

SEWER FUND – OVERVIEW OF REVENUE†

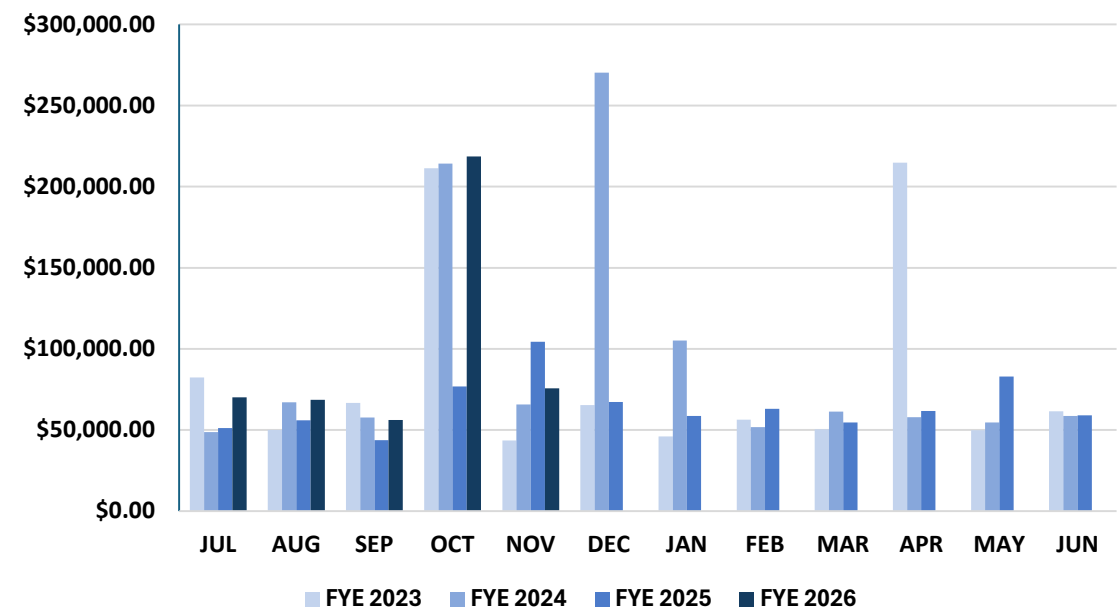


† Excludes donated sewer infrastructure

Sewer Fund - Fiscal Year Revenue Comparison			
As of October 2025			
FYE – 2025	FYE – 2026	\$ Difference	% Increase/Decrease
\$969,315.50	\$2,792,503.95	\$1,823,188.45	188% Increase

FYE 2025	Revenue	FYE 2026	Revenue
Jul-24	\$198,594.09	Jul-25	\$188,005.34
Aug-24	\$194,142.59	Aug-25	\$216,727.01
Sep-24	\$44,083.66	Sep-25	\$189,702.76
Oct-24	\$356,816.26	Oct-25	\$1,996,657.36
Nov-24	\$175,678.90	Nov-25	\$201,411.48
Dec-24	\$182,892.12	Dec-25	
Jan-25	\$174,916.72	Jan-26	
Feb-25	\$1,155,766.70	Feb-26	
Mar-25	\$193,137.64	Mar-26	
Apr-25	\$183,034.60	Apr-26	
May-25	\$203,977.44	May-26	
Jun-25	\$169,517.51	Jun-26	
YTD	\$3,232,558.23	YTD	\$2,792,503.95
% of BUDGET	142%	% of BUDGET	123%
BUDGET	\$2,270,000.00	BUDGET	\$2,270,000.00

SEWER FUND – OVERVIEW OF EXPENDITURES†



FYE 2025	Expenditures	FYE 2026	Expenditures
Jul-24	\$52,905.53	Jul-25	\$70,202.68
Aug-24	\$56,042.17	Aug-25	\$68,667.32
Sep-24	\$43,813.75	Sep-25	\$56,173.37
Oct-24	\$76,779.00	Oct-25	\$218,552.94
Nov-24	\$104,441.60	Nov-25	\$75,717.91
Dec-24	\$67,182.38	Dec-25	
Jan-25	\$58,644.73	Jan-26	
Feb-25	\$63,151.96	Feb-26	
Mar-25	\$54,679.60	Mar-26	
Apr-25	\$61,660.99	Apr-26	
May-25	\$83,047.32	May-26	
Jun-25	\$59,012.73	Jun-26	
YTD	\$781,361.76	YTD	\$489,314.22
% of BUDGET	62%	% of BUDGET	44%
BUDGET	\$1,252,394.00	BUDGET	\$1,108,724.00

Cash on Hand as of September 30, 2025:  
\$1,520,188.48

Sewer Fund - Fiscal Year Expense Comparison			
As of September 2025			
FYE – 2025	FYE – 2026	\$ Difference	% Increase/Decrease
\$333,982.05	\$489,314.22	\$155,332.17	47% Increase

## SEWER FUND - OVERVIEW OF LIABILITIES

### LIABILITIES\*

REVENUE BOND*	Maturity Date	Original Amount	Remaining Balance (Principal)	Payments Already Made in FYE 2026	Amount Still Due in FYE 2026 (Principal & Interest)
2016 Revenue Bond	4/1/2037	\$10,270,000	\$7,070,000.00	\$249,404.20	\$561,159.45

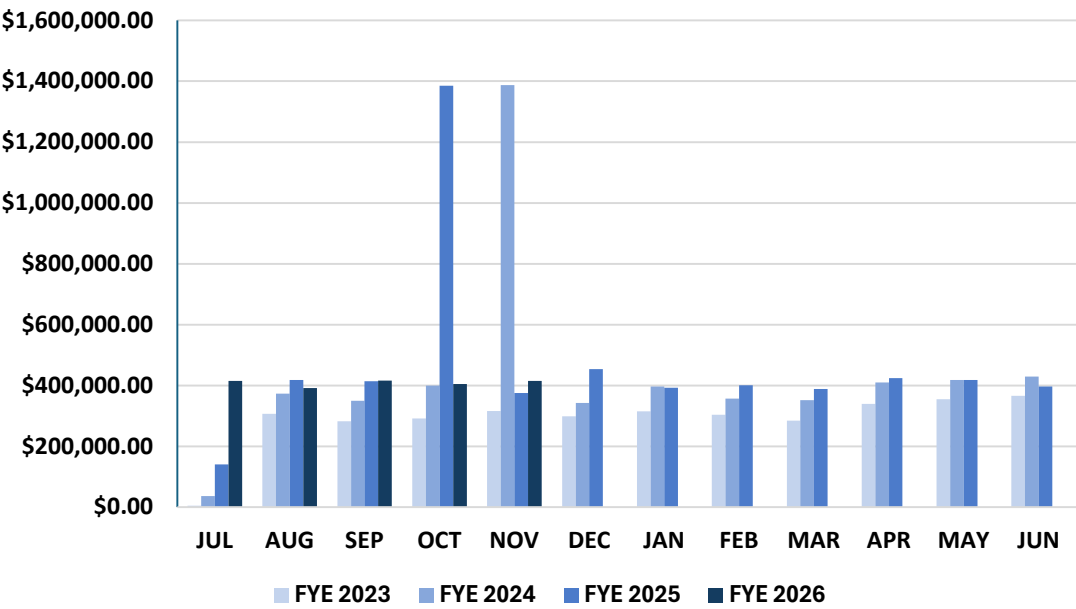
‡ Excludes depreciation expenses

\* Not included in expenditure report

### 2016 Sewer Revenue Bond Monthly Activity

<i>2016 Sewer Revenue Bond Details</i>	<i>Beginning Balance</i>	<i>Debt Service Payments (Monthly Installment)</i>	<i>Principal/Interest/Construction (Made by US Bank on behalf of City)</i>	<i>Ending Balance</i>
US Bank - Debt Service Fund	\$337,702.67	\$62,351.05	\$939.30 - Interest	\$400,993.02

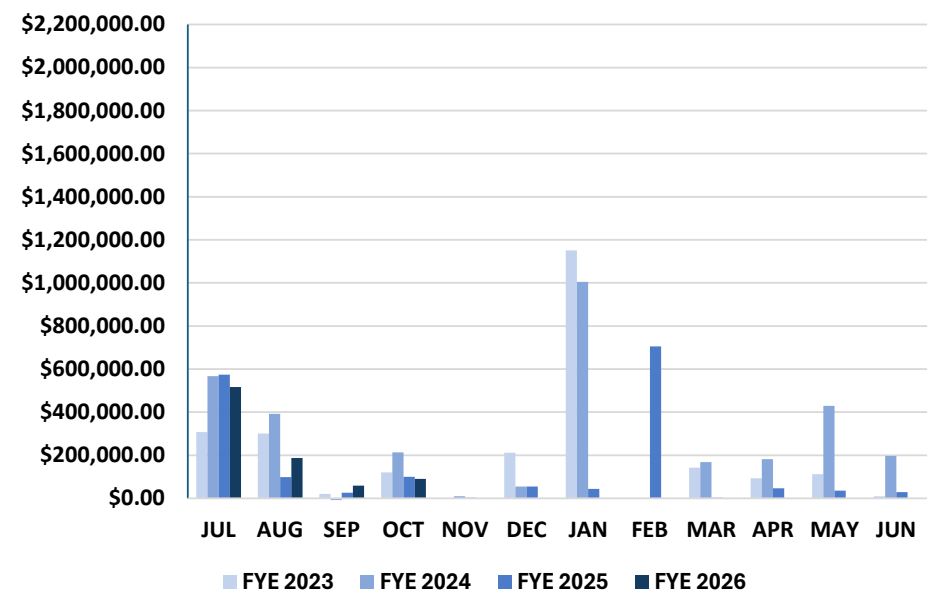
SPECIAL REVENUE FUND – OVERVIEW OF REVENUE



FYE 2025	Revenue	FYE 2026	Revenue
Jul-24	\$140,138.36	Jul-25	\$415,172.70
Aug-24	\$418,166.30	Aug-25	\$391,182.38
Sep-24	\$413,608.66	Sep-25	\$416,089.94
Oct-24	\$1,385,483.64	Oct-25	\$404,988.82
Nov-24	\$430,899.59	Nov-25	\$414,898.09
Dec-24	\$453,457.87	Dec-25	
Jan-25	\$445,882.67	Jan-26	
Feb-25	\$400,122.50	Feb-26	
Mar-25	\$388,679.63	Mar-26	
Apr-25	\$423,951.95	Apr-26	
May-25	\$418,126.15	May-26	
Jun-25	\$396,245.41	Jun-26	
YTD	\$5,714,762.73	YTD	\$2,042,331.93
% of BUDGET	143%	% of BUDGET	45%
BUDGET	\$4,000,000.00	BUDGET	\$4,550,000.00

Special Revenue Fund - Fiscal Year Revenue Comparison			
As of September 2025			
FYE – 2025	FYE – 2026	\$ Difference	% Increase/Decrease
\$2,788,296.55	\$2,042,331.93	(\$745,964.62)	-27% Decrease

SPECIAL REVENUE FUND – OVERVIEW OF EXPENDITURES



FYE 2025	Expenditure	Transfers	FYE 2026	Expenditure	Transfers
Jul-24	\$521,462.58	\$0.00	Jul-25	\$516,896.50	\$0.00
Aug-24	\$98,428.24	\$0.00	Aug-25	\$186,800.00	\$0.00
Sep-24	\$26,505.74	\$0.00	Sep-25	\$59,466.00	\$0.00
Oct-24	\$100,218.06	\$0.00	Oct-25	\$89,768.28	\$0.00
Nov-24	\$2,948.81	\$135,330.55	Nov-25	\$0.00	\$0.00
Dec-24	\$55,416.06	\$0.00	Dec-25		
Jan-25	\$1,061,649.84	\$0.00	Jan-26		
Feb-25	\$704,932.53	\$0.00	Feb-26		
Mar-25	\$3,232.56	\$944,232.53	Mar-26		
Apr-25	\$46,130.04	\$485,214.60	Apr-26		
May-25	\$35,537.09	\$0.00	May-26		
Jun-25	\$28,282.19	\$557,464.48	Jun-26		
YTD	\$2,684,743.74	\$2,122,242.16	YTD	\$852,930.78	\$0.00
% of BUDGET	140%	347%	% of BUDGET	35%	0%
BUDGET	\$1,923,228.00	\$612,377.00	BUDGET	\$2,430,621.00	\$650,505.00

Special Revenue Fund - Fiscal Year Revenue Comparison			
As of September 2025			
FYE – 2025	FYE – 2026	\$ Difference	% Increase/Decrease
\$749,563.43	\$852,930.78	\$103,367.35	14% Increase

Cash on Hand as of September 30, 2025:  
\$8,797,042.06



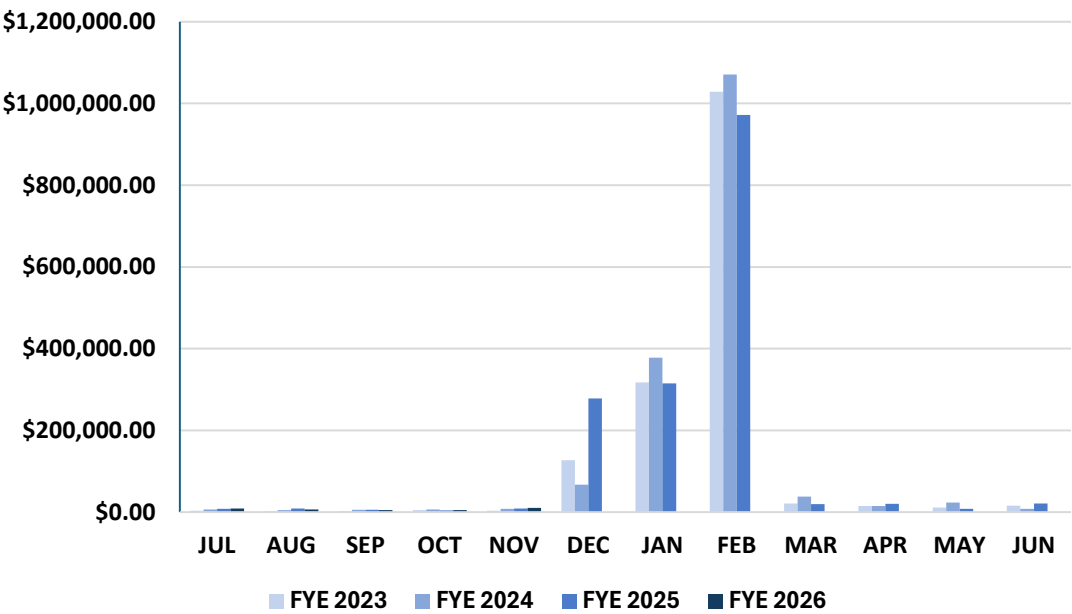
## SPECIAL REVENUE - OVERVIEW OF DEBT

H&A TAX REVENUE REFUNDING AND IMPROVEMENT BOND	Maturity Date	Original Amount	Remaining Balance (Principal)	Payments Already Made in FYE 2026	Amount Still Due in FYE 2026 (Principal & Interest)
2021 Revenue Bond	6/30/2036	\$14,155,000	\$11,040,000.00	\$385,416.68	\$1,001,250.03

### 2021 H&A Tax Revenue Bond Monthly Activity

<b>2021 H&amp;A TAX REVENUE BOND Details</b>	<b>Beginning Balance</b>	<b>Debt Service Payments</b>	<b>Principal/Interest/Construction</b> <i>(Made by US Bank on behalf of City)</i>	<b>Ending Balance</b>
US Bank - Interest Account	\$184,815.15	\$41,250.00	\$532.70 Interest Earned	\$226,597.85
US Bank - Principal Account	\$695,600.74	\$65,416.67	\$2,124.25 Interest Earned	\$763,141.66
US Bank - Construction Fund	\$13,497,104.56		\$42,964.97 Interest Earned	\$13,540,069.53

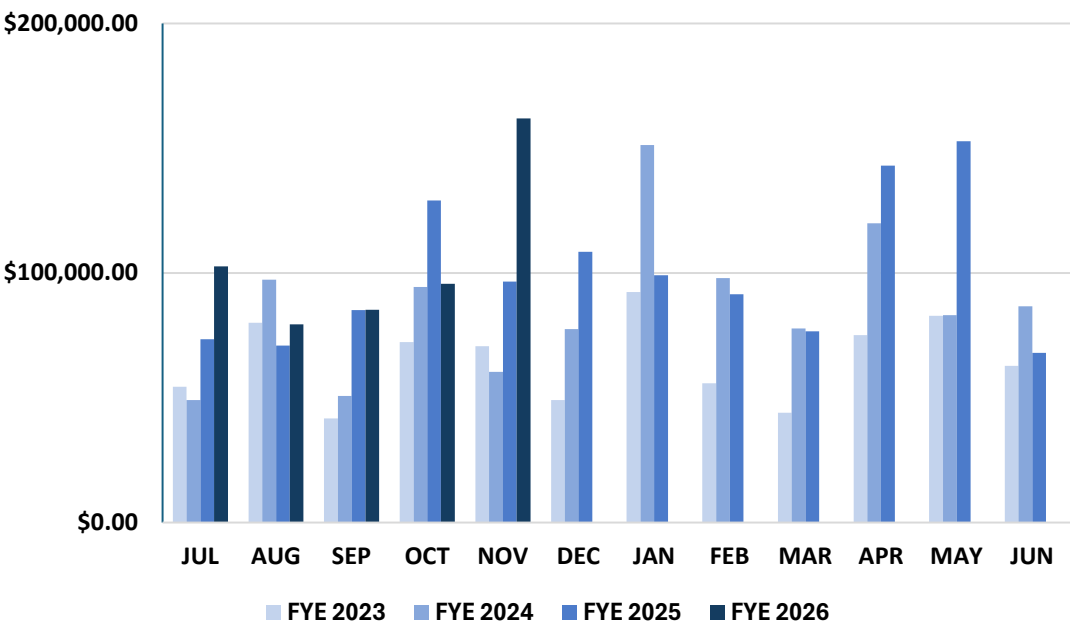
PUBLIC WORKS ENTERPRISE FUND – OVERVIEW OF REVENUE



FYE 2025	Revenue	FYE 2026	Revenue
Jul-24	\$7,842.47	Jul-25	\$9,131.00
Aug-24	\$8,723.95	Aug-25	\$6,644.75
Sep-24	\$6,024.48	Sep-25	\$4,976.92
Oct-24	\$4,000.76	Oct-25	\$4,813.67
Nov-24	\$8,795.81	Nov-25	\$10,636.34
Dec-24	\$278,030.38	Dec-25	
Jan-25	\$315,105.55	Jan-26	
Feb-25	\$971,890.11	Feb-26	
Mar-25	\$19,792.92	Mar-26	
Apr-25	\$20,610.36	Apr-26	
May-25	\$8,239.63	May-26	
Jun-25	\$20,943.04	Jun-26	
YTD	\$1,669,999.46	YTD	\$36,202.68
% of Budget	105%	% of Budget	2%
Budget	\$1,587,000.00	Budget	\$1,673,000.00

PW Enterprise Fund - Fiscal Year Revenue Comparison			
As of September 2025			
FYE – 2025	FYE – 2026	\$ Difference	% Increase/Decrease
\$35,387.47	\$36,202.68	\$815.21	2% Increase

PUBLIC WORKS ENTERPRISE FUND – OVERVIEW OF EXPENDITURES



FYE 2025	Expenditures	FYE 2026	Expenditures
Jul-24	\$94,630.17	Jul-25	\$102,639.30
Aug-24	\$70,857.56	Aug-25	\$79,471.49
Sep-24	\$85,105.92	Sep-25	\$85,242.34
Oct-24	\$129,009.39	Oct-25	\$95,621.58
Nov-24	\$96,556.16	Nov-25	\$161,928.89
Dec-24	\$108,477.69	Dec-25	
Jan-25	\$99,134.50	Jan-26	
Feb-25	\$91,462.83	Feb-26	
Mar-25	\$76,677.56	Mar-26	
Apr-25	\$143,078.78	Apr-26	
May-25	\$152,803.79	May-26	
Jun-25	\$67,984.71	Jun-26	
YTD	\$1,215,779.06	YTD	\$524,903.60
% of Budget	94%	% of Budget	38%
Budget	\$1,287,568.00	Budget	\$1,377,165.00

PW Enterprise Fund - Fiscal Year Expense Comparison			
As of October 2025			
FYE – 2025	FYE – 2026	\$ Difference	% Increase/Decrease
\$476,159.20	\$524,903.60	\$48,744.40	10% Increase

Cash on Hand as of September 30, 2025:  
\$1,796,759.51

## Preliminary Budget Report (Oct 31st)

Account	Budgeted Expenditures	YTD Expenditures	Encumbrance	Remaining Balance	Percent Remaining
<b>Mayor/Council</b>	\$159,396.00	\$58,788.81		\$100,607.19	63%
<b>Administration</b>					
Administration	\$3,820,091.00	\$1,049,063.19		\$2,771,027.81	73%
*Municipal Complex	-	\$737,142.76			
Court	\$375,180.00	\$130,259.95		\$244,920.05	65%
<b>Police</b>					
Police	\$7,183,915.00	\$2,816,547.39	\$82,202.29	\$4,285,165.32	60%
Dispatch	\$845,762.00	\$273,392.49		\$572,369.51	68%
<b>Fire</b>	\$8,552,078.00	\$4,688,678.00	\$39,794.07	\$3,823,605.93	45%
<b>Public Works</b>					
Public Works	\$2,274,005.00	\$783,589.15		\$1,490,415.85	66%
Sewer	\$1,108,724.00	\$489,314.22		\$619,409.78	56%
Garage	\$366,601.00	\$98,894.46	\$ 5,450.00	\$262,256.54	72%
<b>Recreation</b>					
Recreation	\$1,910,157.00	\$677,855.20		\$1,232,301.80	65%
Heritage Park	\$1,028,267.00	\$480,477.31	\$8,363.40	\$539,426.29	52%
Amphitheater	\$60,640.00	\$19,889.23		\$40,750.77	67%
<b>Special Revenue</b>	\$3,081,126.00	\$852,930.78	\$324,124.00	\$1,904,071.22	62%
<b>PW Enterprise Fund</b>	\$1,377,165.00	\$524,903.60		\$852,261.40	62%

<i>Department</i>	<i>Purchase Order Number</i>	<i>Purchase Order Date</i>	<i>Vendor</i>	<i>Description</i>	<i>Purchase Order Total</i>	<i>Status</i>
Police Department	1000338	7/2/2025	Dataworks	LiveScan Plus/Hardware	\$24,495.00	Open
Sewer	1000339	7/8/2025	Ford of Spartanburg	2025 Ford Pickup Truck	\$49,160.00	Complete
Police Department	1000340	7/8/2025	West Chatham Warning	Utility Admin Package	\$20,756.76	Complete
Police Department	1000341	7/8/2025	West Chatham Warning	Upfitting for 3 Slick Top	\$45,707.29	Open
Police Department	1000342	7/8/2025	Garrett's Discount Golf Cars	EGG25 Valor Golf Carts	\$17,671.50	Complete
Police Department	1000343	7/8/2025	Santee Automotive	4 2025 Ford Interceptors	\$186,224.00	Complete
Police Department	1000344	7/8/2025	Ford of Spartanburg	2025 Ford Interceptor	\$46,022.00	Complete
Public Works	1000345	7/10/2025	The Charles Machine Works	Mini Steer	\$64,176.77	Complete
Public Works	1000346	7/11/2025	Enviromental Systems	ArcGIS Desktop Items	\$4,744.00	Complete
Public Works	1000347	7/15/2025	Kevin Whitaker	2025 Chevrolet LCF	\$62,872.00	Complete
Fire Department	1000348	7/22/2025	Chism Drywall LLC	Replace Ceiling Grid & Tile	\$8,700.00	Complete
Rec Department	1000349	7/22/2025	Capital One Card Services	Flag Football Sets	\$8,363.40	Open
Fire Department	1000350	7/21/2025	M&M Heating & Air	New HVAC System	\$21,440.00	Complete
Police Department	1000351	7/28/2025	C Department of Juveni	Juvenile Housing	\$12,000.00	Open
Rec Department	1000352	7/29/2025	GameOn	Custom Cap and Visor	\$13,440.87	Complete
Rec Department	1000353	7/29/2025	GameOn	G-Fusion Football Jerseys & Pads	\$7,821.06	Complete
Rec Department	1000354	7/29/2025	GameOn	Cheer Uniform Packages	\$3,679.26	Complete
Public Works	1000355	7/29/2025	STI Turf Care Equipment	4520 PRO Model	\$30,389.00	Complete
Public Works	1000356	7/29/2025	STI Turf Care Equipment	Mower	\$14,075.74	Complete
Public Works	1000357	7/30/2025	D2 Powersports	2025 Polaris Ranger	\$19,518.78	Complete
Rec Department	1000358	7/30/2025	Ford of Spartanburg	2025 Ford F250 Pickup	\$49,124.00	Open

<i>Department</i>	<i>Purchase Order Number</i>	<i>Purchase Order Date</i>	<i>Vendor</i>	<i>Description</i>	<i>Purchase Order Total</i>	<i>Status</i>
Fire Department	1000359	8/5/2025	Proper International	Boots	\$3,143.66	Complete
Rec Department	1000360	8/8/2025	Capital One Card Services	Flag Football Sets	\$2,416.80	Complete
Fire Department	1000361	8/11/2025	OSI Federal Technologies	Research Tables	\$5,251.61	Complete
Public Works	1000362	8/11/2025	Amick Equipment	Sidewinder	\$357,049.10	Complete
Fire Department	1000363	8/11/2025	Proper International	Revtac Ripstop Tactical Pant	\$7,434.31	Complete
Fire Department	1000364	8/18/2025	Proper International	Uniform	\$3,406.92	Complete
Rec Department	1000365	8/18/2025	Gameon	Customom Baseball/Softball	\$13,091.27	Complete
Public Works	1000366	8/21/2025	Lay of the Land of NC INC	Spreader	\$10,790.00	Complete
Police Department	1000367	8/21/2025	Caseguard, Inc	Annual Subscription	\$4,545.00	Complete
Fire Department	1000368	8/21/2025	Proper International	Uniforms	\$3,322.24	Complete
Rec Department	1000369	8/26/2025	Capital One Card Services	Volleyball Jerseys	\$4,823.00	Complete
Public Works	1000370	8/26/2025	Schaefer Systems Intl	95 Gallon Cart	\$15,791.88	Complete
Fire Department	1000371	8/28/2025	Stryker Sales Corp	Lifepak	\$2,876.12	Open
Administration	1000372	9/19/2025	Seasoned Tree Care	3 Trees Removed	\$12,800.00	Open
Public Works	1000373	9/24/2025	Napa Auto Parts	Napa Tracs Shop Management Program	\$5,450.00	Open
Fire Department	1000374	10/2/2025	Seasoned Tree Care	Lifepak	\$2,876.12	Open
Rec Department	1000375	10/22/2025	Allan Herschell Company LLC	Train Parts	\$11,420.00	Complete
Rec Department	1000376	10/31/2025	Gameon	Uniforms	\$9,018.16	Complete
Rec Department	1000377	11/13/2025	MUSCO Corporation		\$275,000.00	Open

<i>Department</i>	<i>Purchase Order Number</i>	<i>Purchase Order Date</i>	<i>Vendor</i>	<i>Description</i>	<i>Purchase Order Total</i>	<i>Status</i>
Fire Department	1000378	11/19/2025	Municipal Emergency Services		\$33,742.98	Open
Fire Department	1000379	11/13/2025	Municipal Emergency Services		\$275,000.00	Open
Rec Deparment	1000380	12/5/2025	Barco Products Co		\$5,290.62	Open