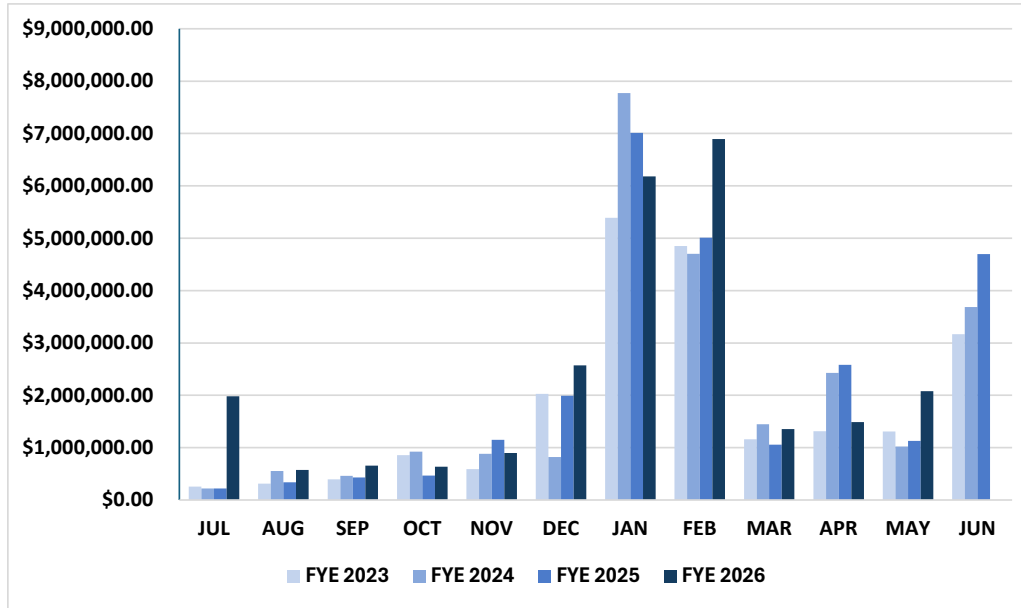




MONTHLY FINANCIAL UPDATE – May-26

GENERAL FUND – OVERVIEW OF REVENUE



<u>General Fund - Fiscal Year Revenue Comparison</u>			
<u>As of May 2026</u>			
<u>FYE – 2025</u>	<u>FYE – 2026</u>	<u>\$ Difference</u>	<u>% Increase/Decrease</u>
\$21,392,400.53	\$25,370,244.66	\$3,977,844.13	19% Increase

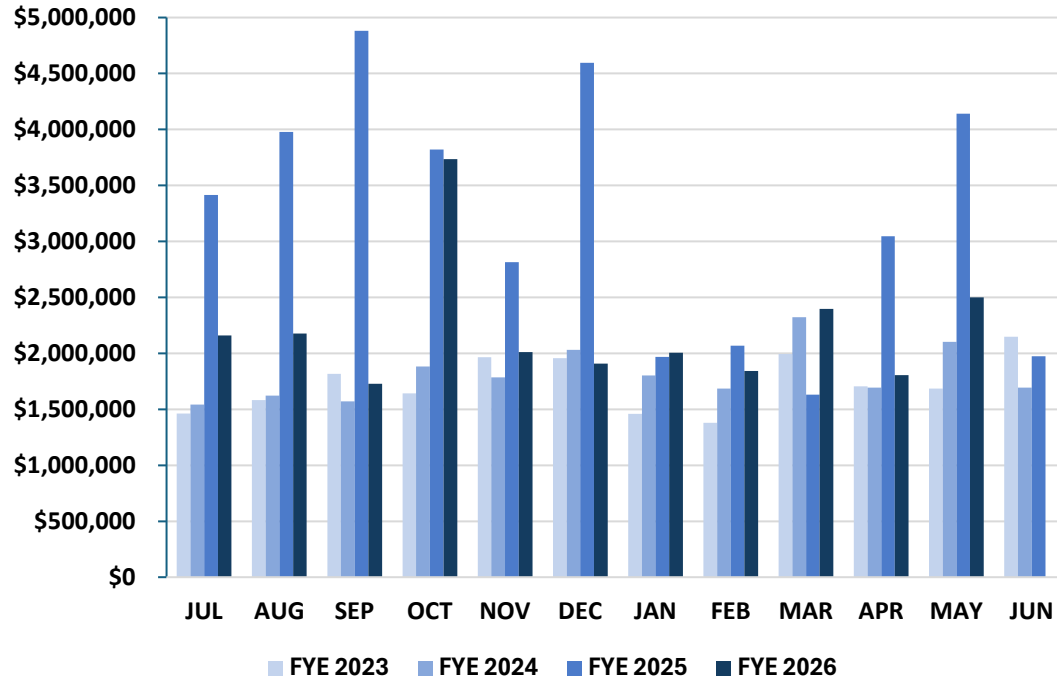
FYE 2025	Revenue	FYE 2026	Revenue
Jul-24	\$222,661.95	Jul-25	\$1,980,972.92 **
Aug-24	\$336,501.40	Aug-25	\$572,975.45
Sep-24	\$432,918.26	Sep-25	\$655,937.05
Oct-24	\$466,885.91	Oct-25	\$634,667.91
Nov-24	\$1,149,801.31	Nov-25	\$898,633.20
Dec-24	\$1,990,395.57	Dec-25	\$2,572,879.86
Jan-25	\$7,014,179.56	Jan-26	\$6,180,303.52
Feb-25	\$5,009,446.18	Feb-26	\$6,891,556.31
Mar-25	\$1,059,103.58	Mar-26	\$1,355,180.12
Apr-25	\$2,580,427.78	Apr-26	\$1,489,632.50
May-25	\$1,130,079.03	May-26	\$2,076,811.77
Jun-25	\$4,698,173.00	Jun-26	
Year to Date Other Financing Sources	\$ 3,270,993.33	Year to Date Other Financing Sources	\$ 60,694.05
YTD *Revenue	\$29,361,566.86	YTD *Revenue	\$25,370,244.66
% of BUDGET	119%	% of BUDGET	95%
BUDGET	\$23,977,380.00	BUDGET	\$25,659,464.00
Budgeted Other Financing Sources	\$606,889.00	Budgeted Other Financing Sources	\$916,628.00
TOTAL	\$24,584,269.00	TOTAL	\$26,576,092.00

*YTD Revenue includes other financing sources (Proceeds disposal of assets/Insurance Proceeds/Transfers from Special Revenue)

Other Financing Sources:	Proceeds on Disposals Capital Assets	
	Insurance Proceeds	\$ 60,694.05
	Transfer from Sewer Fund	
	Transfer from Special Revenue	
	Transfer from PW Enterprise Fund	
	Transfer from Capital Projects Fund	
	Year-to-Date Other Financing Sources:	\$ 60,694.05

** July 2025 received funds from sale of Old City Hall

GENERAL FUND - OVERVIEW OF EXPENDITURES



FYE 2025	Expenditures	FYE 2026	Expenditures
Jul-24	\$3,310,346.64	Jul-25	\$2,159,838.96
Aug-24	\$3,978,217.31	Aug-25	\$2,177,961.01
Sep-24	\$4,880,124.85	Sep-25	\$1,729,184.04
Oct-24	\$3,820,216.84	Oct-25	\$3,733,754.34
Nov-24	\$2,813,166.12	Nov-25	\$2,011,839.59
Dec-24	\$4,596,143.77	Dec-25	\$1,908,304.49
Jan-25	\$1,968,707.18	Jan-26	\$2,006,188.29
Feb-25	\$2,067,000.97	Feb-26	\$1,843,634.29
Mar-25	\$1,631,431.42	Mar-26	\$2,395,750.51
Apr-25	\$3,045,289.51	Apr-26	\$1,803,781.61
May-25	\$4,140,984.56	May-26	\$2,499,571.13
Jun-25	\$1,975,268.63	Jun-26	
YTD	\$38,226,897.80	YTD	\$24,269,808.26
% of BUDGET	155%	% of BUDGET	91%
BUDGET	\$24,584,269.00	BUDGET	\$26,576,092.00

<u>General Fund - Fiscal Year Revenue Comparison</u>			
<u>As of May 2026</u>			
<u>FYE - 2025</u>	<u>FYE - 2026</u>	<u>\$ Difference</u>	<u>% Increase/Decrease</u>
\$36,251,629.17	\$24,269,808.26	(11,981,820.91)	-33% Decrease

Cash on Hand as of May 31, 2026:
\$21,342,878.15

GENERAL FUND - OVERVIEW OF DEBT

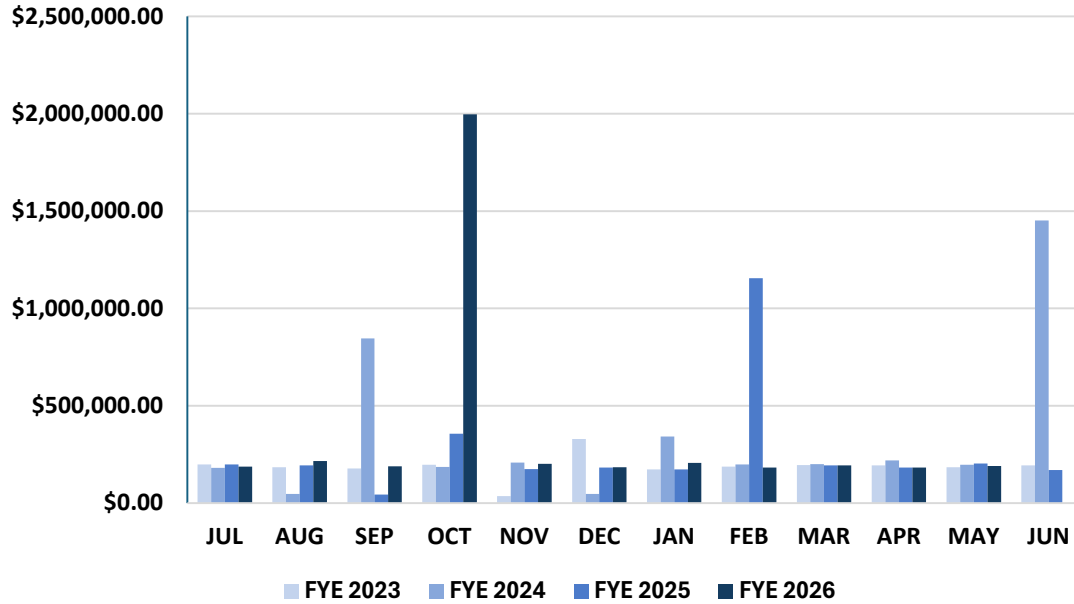
GENERAL OBLIGATION BONDS	Maturity Date	Original Amount	Remaining Balance (Principal)	Payments Already Made in FYE 2025	Amount Still Due in FYE 2026 (Principal & Interest)
2019 G.O. Bond	4/1/2026	\$772,000	\$115,000.00	\$114,000.00	\$4,476.96

INSTALLMENT PURCHASE REVENUE BONDS	Maturity Date	Original Amount	Remaining Balance (Principal)	Payments Already Made in FYE 2025	Amount Still Due in FYE 2025 (Principal & Interest)
2021 IPRB	6/30/2042	\$11,300,000.00	\$10,105,000.00	\$0.00	\$0.00

2021 Installment Purchase Revenue Bond
Monthly Activity

2021 IPRB Details	Beginning Balance	Debt Service Payments (Monthly Installment)	Principal/Interest/Construction (Made by US Bank on behalf of City)	Ending Balance
US Bank – Bond Fund	\$2,763.20		\$7.42	\$2,770.62

SEWER FUND – OVERVIEW OF REVENUE†

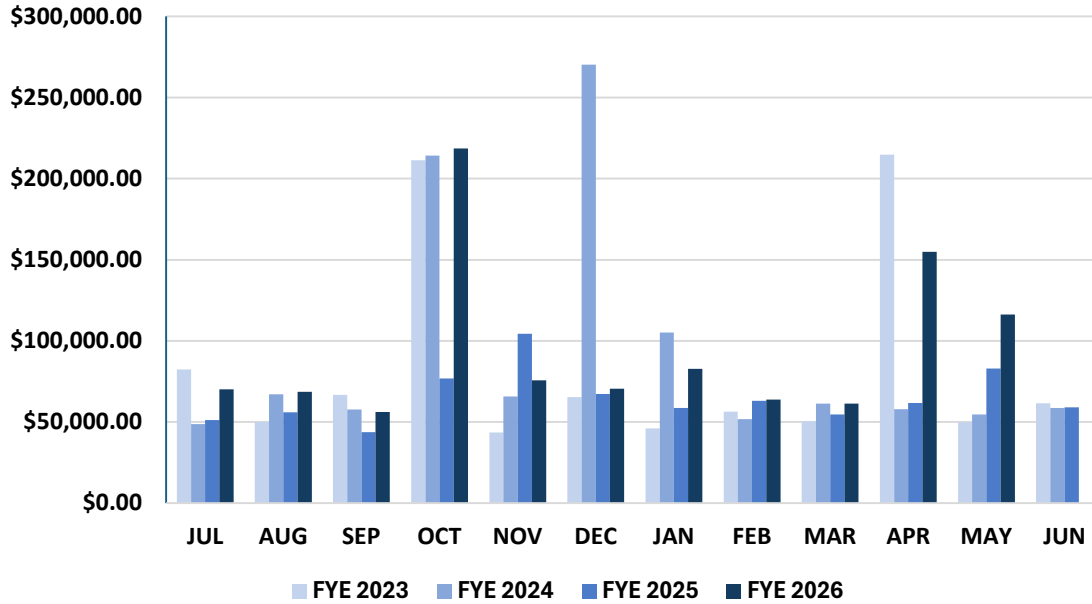


FYE 2025	Revenue	FYE 2026	Revenue
Jul-24	\$198,594.09	Jul-25	\$188,005.34
Aug-24	\$194,142.59	Aug-25	\$216,727.01
Sep-24	\$44,083.66	Sep-25	\$189,702.76
Oct-24	\$356,816.26	Oct-25	\$1,996,657.36
Nov-24	\$175,678.90	Nov-25	\$201,411.48
Dec-24	\$182,892.12	Dec-25	\$184,042.42
Jan-25	\$174,916.72	Jan-26	\$207,334.46
Feb-25	\$1,155,766.70	Feb-26	\$183,367.36
Mar-25	\$193,137.64	Mar-26	\$193,607.33
Apr-25	\$183,034.60	Apr-26	\$182,699.42
May-25	\$203,977.44	May-26	\$190,323.25
Jun-25	\$169,517.51	Jun-26	
YTD	\$3,232,558.23	YTD	\$3,933,878.19
% of BUDGET	142%	% of BUDGET	173%
BUDGET	\$2,270,000.00	BUDGET	\$2,270,000.00

† Excludes donated sewer infrastructure

<i>Sewer Fund - Fiscal Year Revenue Comparison</i>			
<i>As of May 2026</i>			
<i>FYE – 2025</i>	<i>FYE – 2026</i>	<i>\$ Difference</i>	<i>% Increase/Decrease</i>
\$3,063,040.72	\$3,933,878.19	\$870,837.47	28% Increase

SEWER FUND – OVERVIEW OF EXPENDITURES†



FYE 2025	Expenditures	FYE 2026	Expenditures
Jul-24	\$52,905.53	Jul-25	\$70,202.68
Aug-24	\$56,042.17	Aug-25	\$68,667.32
Sep-24	\$43,813.75	Sep-25	\$56,173.37
Oct-24	\$76,779.00	Oct-25	\$218,552.94
Nov-24	\$104,441.60	Nov-25	\$75,717.91
Dec-24	\$67,182.38	Dec-25	\$70,595.87
Jan-25	\$58,644.73	Jan-26	\$82,772.54
Feb-25	\$63,151.96	Feb-26	\$63,801.66
Mar-25	\$54,679.60	Mar-26	\$61,410.21
Apr-25	\$61,660.99	Apr-26	\$154,896.81
May-25	\$83,047.32	May-26	\$116,216.67
Jun-25	\$59,012.73	Jun-26	
YTD	\$781,361.76	YTD	\$1,039,007.98
% of BUDGET	62%	% of BUDGET	94%
BUDGET	\$1,252,394.00	BUDGET	\$1,108,724.00

Cash on Hand as of May 31, 2026:
\$1,298,659.31

<u>Sewer Fund - Fiscal Year Expense Comparison</u>			
<u>As of May 2026</u>			
<u>FYE – 2025</u>	<u>FYE – 2026</u>	<u>\$ Difference</u>	<u>% Increase/Decrease</u>
\$722,349.03	\$1,039,007.98	\$316,658.95	44% Increase

SEWER FUND - OVERVIEW OF LIABILITIES

LIABILITIES*

REVENUE BOND*	Maturity Date	Original Amount	Remaining Balance (Principal)	Payments Already Made in FYE 2026	Amount Still Due in FYE 2026 (Principal & Interest)
2016 Revenue Bond	4/1/2037	\$10,270,000	\$7,070,000.00	\$568,439.59	\$117,421.97

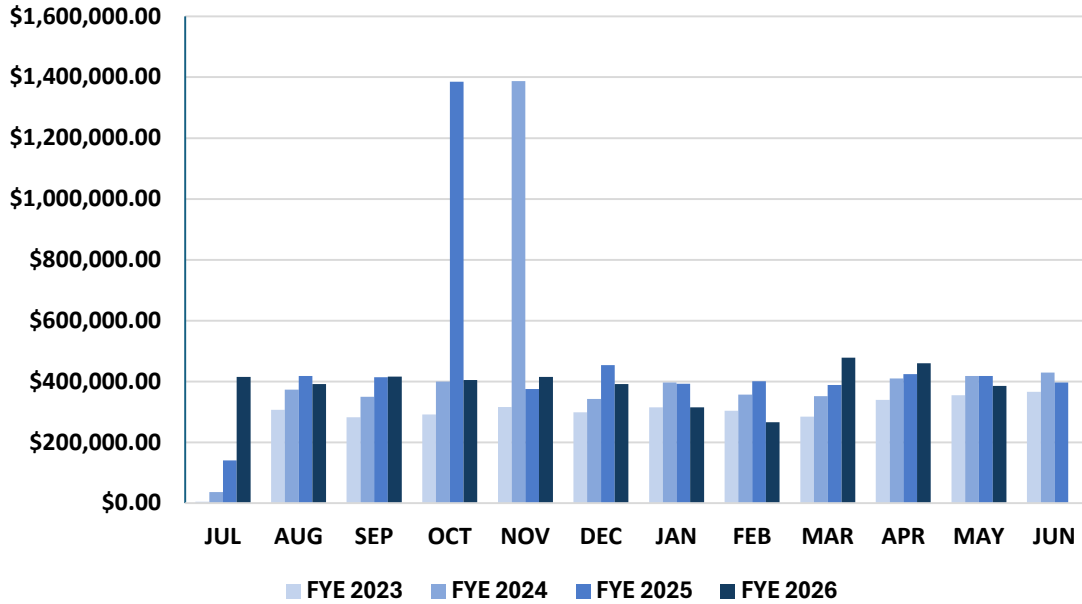
‡ Excludes depreciation expenses

* Not included in expenditure report

2016 Sewer Revenue Bond Monthly Activity

2016 Sewer Revenue Bond Details	Beginning Balance	Debt Service Payments (Monthly Installment)	Principal/Interest/Construction <i>(Made by US Bank on behalf of City)</i>	Ending Balance
US Bank -2016 Debt Service Fund	\$55,295.64	\$3,842,771.19 <i>(\$4,444,597.23)</i>	\$1,696.37 - Interest	\$55,295.64
US Bank -2026 Debt Service Fund	\$0.00	\$107,022.32	- Interest	\$107,022.32

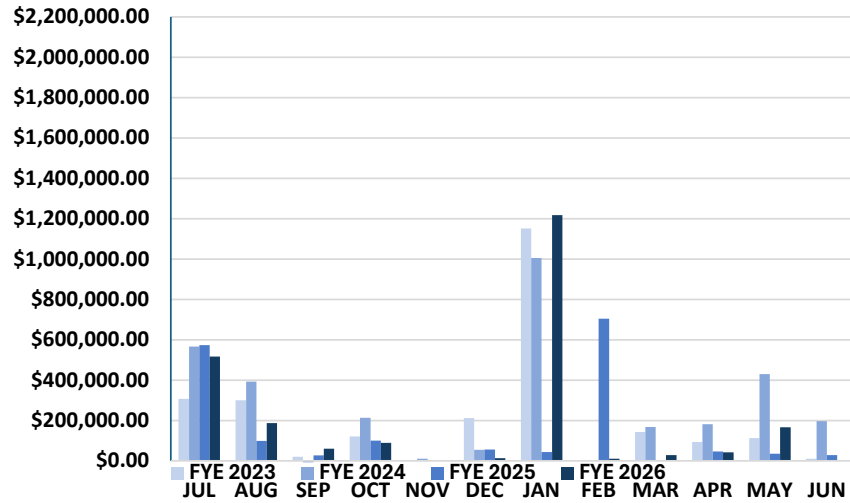
SPECIAL REVENUE FUND – OVERVIEW OF REVENUE



FYE 2025	Revenue	FYE 2026	Revenue
Jul-24	\$140,138.36	Jul-25	\$415,172.70
Aug-24	\$418,166.30	Aug-25	\$391,182.38
Sep-24	\$413,608.66	Sep-25	\$416,089.94
Oct-24	\$1,385,483.64	Oct-25	\$404,988.82
Nov-24	\$430,899.59	Nov-25	\$414,898.09
Dec-24	\$453,457.87	Dec-25	\$391,766.72
Jan-25	\$445,882.67	Jan-26	\$314,386.57
Feb-25	\$400,122.50	Feb-26	\$265,469.13
Mar-25	\$388,679.63	Mar-26	\$477,920.10
Apr-25	\$423,951.95	Apr-26	\$459,310.81
May-25	\$418,126.15	May-26	\$385,178.44
Jun-25	\$396,245.41	Jun-26	
YTD	\$5,714,762.73	YTD	\$4,336,363.70
% of BUDGET	143%	% of BUDGET	95%
BUDGET	\$4,000,000.00	BUDGET	\$4,550,000.00

<u>FYE – 2025</u>	<u>FYE – 2026</u>	<u>\$ Difference</u>	<u>% Increase/Decrease</u>
\$5,318,517.32	\$4,336,363.70	(\$982,153.62)	-18% Decrease

SPECIAL REVENUE FUND – OVERVIEW OF EXPENDITURES



FYE 2025	Expenditure	Transfers	FYE 2026	Expenditure	Transfers
Jul-24	\$521,462.58	\$0.00	Jul-25	\$516,896.50	\$0.00
Aug-24	\$98,428.24	\$0.00	Aug-25	\$186,800.00	\$0.00
Sep-24	\$26,505.74	\$0.00	Sep-25	\$59,466.00	\$0.00
Oct-24	\$100,218.06	\$0.00	Oct-25	\$89,768.28	\$0.00
Nov-24	\$2,948.81	\$135,330.55	Nov-25	\$0.00	\$0.00
Dec-24	\$55,416.06	\$0.00	Dec-25	\$13,411.90	\$0.00
Jan-25	\$1,061,649.84	\$0.00	Jan-26	\$1,218,067.00	\$0.00
Feb-25	\$704,932.53	\$0.00	Feb-26	\$11,043.78	\$0.00
Mar-25	\$3,232.56	\$944,232.53	Mar-26	\$28,903.19	\$0.00
Apr-25	\$46,130.04	\$485,214.60	Apr-26	\$42,197.15	\$0.00
May-25	\$35,537.09	\$0.00	May-26	\$165,882.00	\$0.00
Jun-25	\$28,282.19	\$557,464.48	Jun-26		
YTD	\$2,684,743.74	\$2,122,242.16	YTD	\$2,332,435.80	\$0.00
% of BUDGET	140%	347%	% of BUDGET	96%	0%
BUDGET	\$1,923,228.00	\$612,377.00	BUDGET	\$2,430,621.00	\$650,505.00

<u>Special Revenue Fund - Fiscal Year Revenue Comparison</u>			
<u>As of May 2026</u>			
<u>FYE – 2025</u>	<u>FYE – 2026</u>	<u>\$ Difference</u>	<u>% Increase/Decrease</u>
\$2,656,461.55	\$2,332,435.80	(\$324,025.75)	-12% Decrease

Cash on Hand as of May 31, 2026:
\$11,251,861.58

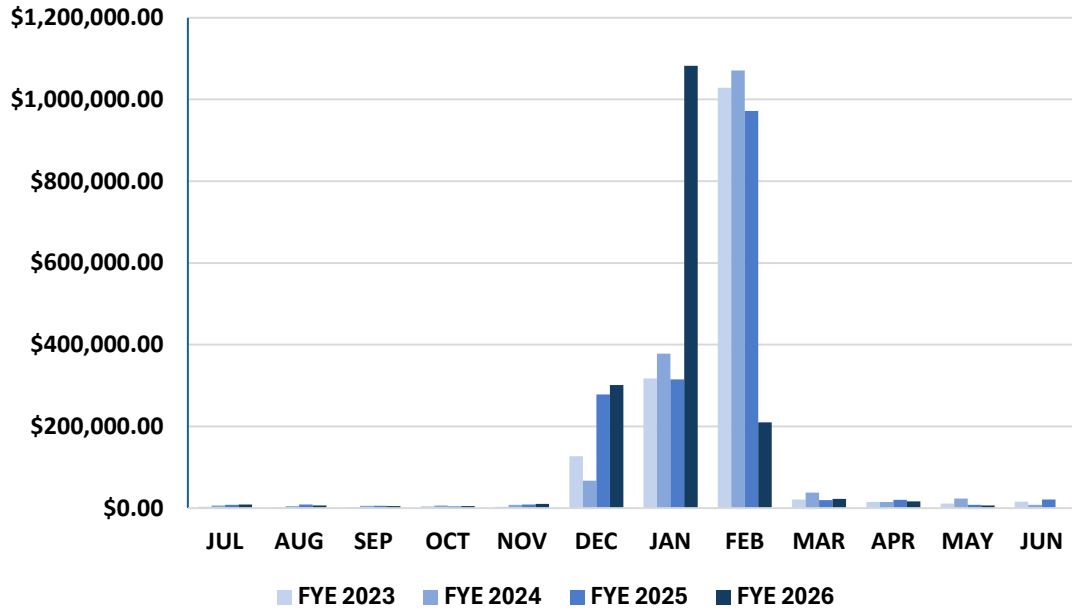
SPECIAL REVENUE - OVERVIEW OF DEBT

H&A TAX REVENUE REFUNDING AND IMPROVEMENT BOND	Maturity Date	Original Amount	Remaining Balance (Principal)	Payments Already Made in FYE 2026	Amount Still Due in FYE 2026 (Principal & Interest)
2021 Revenue Bond	6/30/2036	\$14,155,000	\$11,040,000.00	\$1,066,916.66	\$213,458.32

2021 H&A Tax Revenue Bond
Monthly Activity

2021 H&A TAX REVENUE BOND Details	Beginning Balance	Debt Service Payments	Principal/Interest/Construction <i>(Made by US Bank on behalf of City)</i>	Ending Balance
US Bank - Interest Account	\$174,302.67	\$37,979.17	\$424.25 Interest Earned	\$212,706.09
US Bank - Principal Account	\$324,414.26	\$68,750.00	\$791.87 Interest Earned	\$393,956.13
US Bank - Construction Fund	\$2,112,907.77		(\$9,461) Disbursements	\$5,696.74
			\$5,696.74 Interest Earned	

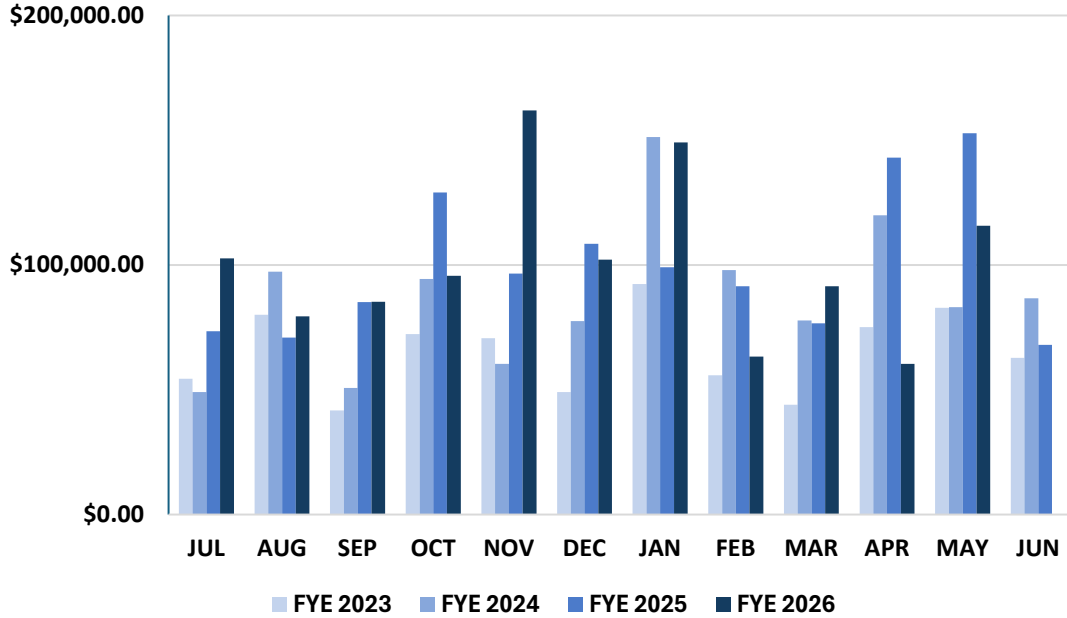
PUBLIC WORKS ENTERPRISE FUND – OVERVIEW OF REVENUE



FYE 2025	Revenue	FYE 2026	Revenue
Jul-24	\$7,842.47	Jul-25	\$9,131.00
Aug-24	\$8,723.95	Aug-25	\$6,644.75
Sep-24	\$6,024.48	Sep-25	\$4,976.92
Oct-24	\$4,000.76	Oct-25	\$4,813.67
Nov-24	\$8,795.81	Nov-25	\$10,636.34
Dec-24	\$278,030.38	Dec-25	\$301,164.43
Jan-25	\$315,105.55	Jan-26	\$1,082,327.00
Feb-25	\$971,890.11	Feb-26	\$210,215.34
Mar-25	\$19,792.92	Mar-26	\$22,331.36
Apr-25	\$20,610.36	Apr-26	\$16,533.07
May-25	\$8,239.63	May-26	\$6,695.60
Jun-25	\$20,943.04	Jun-26	
YTD	\$1,669,999.46	YTD	\$1,675,469.48
% of Budget	105%	% of Budget	100%
Budget	\$1,587,000.00	Budget	\$1,673,000.00

<u>FYE – 2025</u>	<u>FYE – 2026</u>	<u>\$ Difference</u>	<u>% Increase/Decrease</u>
\$1,649,056.42	\$1,675,469.48	\$26,413.06	2% Increase

PUBLIC WORKS ENTERPRISE FUND – OVERVIEW OF EXPENDITURES



FYE 2025	Expenditures	FYE 2026	Expenditures
Jul-24	\$94,630.17	Jul-25	\$102,639.30
Aug-24	\$70,857.56	Aug-25	\$79,471.49
Sep-24	\$85,105.92	Sep-25	\$85,242.34
Oct-24	\$129,009.39	Oct-25	\$95,621.58
Nov-24	\$96,556.16	Nov-25	\$161,928.89
Dec-24	\$108,477.69	Dec-25	\$102,142.20
Jan-25	\$99,134.50	Jan-26	\$149,171.07
Feb-25	\$91,462.83	Feb-26	\$63,298.89
Mar-25	\$76,677.56	Mar-26	\$91,444.36
Apr-25	\$143,078.78	Apr-26	\$60,340.14
May-25	\$152,803.79	May-26	\$115,723.70
Jun-25	\$67,984.71	Jun-26	
YTD	\$1,215,779.06	YTD	\$1,107,023.96
% of Budget	94%	% of Budget	80%
Budget	\$1,287,568.00	Budget	\$1,377,165.00

<u>FYE – 2025</u>	<u>FYE – 2026</u>	<u>\$ Difference</u>	<u>% Increase/Decrease</u>
\$994,990.56	\$1,107,023.96	\$112,033.40	11% Increase

Cash on Hand as of May 31, 2026:
\$1,641,040.55

Preliminary Budget Report (May 31st)

Account	Budgeted Expenditures	YTD Expenditures	Encumbrance	Remaining Balance	Percent Remaining
Mayor/Council	\$159,396.00	\$128,594.65		\$30,801.35	19%
Administration					
<i>Administration</i>	\$3,345,091.00	\$2,873,350.42	\$6,074.66	\$465,665.92	14%
* <i>Municipal Complex</i>	-	\$756,746.45			
<i>Court</i>	\$375,180.00	\$296,309.74		\$78,870.26	21%
Police					
<i>Police</i>	\$7,324,040.00	\$5,912,773.35	\$49,285.33	\$1,361,981.32	19%
<i>Dispatch</i>	\$845,762.00	\$629,604.92		\$216,157.08	26%
Fire	\$8,886,953.00	\$8,303,285.70	\$98,610.57	\$485,056.73	5%
Public Works					
<i>Public Works</i>	\$2,274,005.00	\$1,599,760.81		\$674,244.19	30%
<i>Sewer</i>	\$1,108,724.00	\$1,039,007.98		\$69,716.02	6%
<i>Garage</i>	\$366,601.00	\$220,795.90	\$ 5,450.00	\$140,355.10	38%
Recreation					
<i>Recreation</i>	\$1,910,157.00	\$1,454,406.15	\$21,700.00	\$434,050.85	23%
<i>Heritage Park</i>	\$1,028,267.00	\$1,052,230.56	\$8,363.40	(\$32,326.96)	-3%
<i>Amphitheater</i>	\$60,640.00	\$108,967.55		(\$48,327.55)	-80%
Special Revenue	\$3,081,126.00	\$2,332,435.80	\$149,507.00	\$599,183.20	19%
PW Enterprise Fund	\$1,377,165.00	\$1,107,023.96		\$270,141.04	20%

<i>Department</i>	<i>Purchase Order Number</i>	<i>Purchase Order Date</i>	<i>Vendor</i>	<i>Description</i>	<i>Purchase Order Total</i>	<i>Status</i>
Police Department	1000338	7/2/2025	Dataworks	LiveScan Plus/Hardware	\$24,495.00	Complete
Sewer	1000339	7/8/2025	Ford of Spartanburg	2025 Ford Pickup Truck	\$49,160.00	Complete
Police Department	1000340	7/8/2025	West Chatham Warning	Utility Admin Package	\$20,756.76	Complete
Police Department	1000341	7/8/2025	West Chatham Warning	Upfitting for 3 Slick Top	\$45,707.29	Complete
Police Department	1000342	7/8/2025	Garrett's Discount Golf Cars	EGG25 Valor Golf Carts	\$17,671.50	Complete
Police Department	1000343	7/8/2025	Santee Automotive	4 2025 Ford Interceptors	\$186,224.00	Complete
Police Department	1000344	7/8/2025	Ford of Spartanburg	2025 Ford Interceptor	\$46,022.00	Complete
Public Works	1000345	7/10/2025	The Charles Machine Works	Mini Steer	\$64,176.77	Complete
Public Works	1000346	7/11/2025	Enviromental Systems	ArcGIS Desktop Items	\$4,744.00	Complete
Public Works	1000347	7/15/2025	Kevin Whitaker	2025 Chevrolet LCF	\$62,872.00	Complete
Fire Department	1000348	7/22/2025	Chism Drywall LLC	Replace Ceiling Grid & Tile	\$8,700.00	Complete
Rec Deapartment	1000349	7/22/2025	Capital One Card Services	Flag Football Sets	\$8,363.40	Open
Fire Department	1000350	7/21/2025	M&M Heating & Air	New HVAC System	\$21,440.00	Complete
Police Department	1000351	7/28/2025	SC Department of Juvenile	Juvenile Housing	\$12,000.00	Open
Rec Deapartment	1000352	7/29/2025	GameOn	Custom Cap and Visor	\$13,440.87	Complete
Rec Deapartment	1000353	7/29/2025	GameOn	G-Fusion Football Jerseys & Pads	\$7,821.06	Complete
Rec Deapartment	1000354	7/29/2025	GameOn	Cheer Uniform Packages	\$3,679.26	Complete
Public Works	1000355	7/29/2025	STI Turf Care Equipment	4520 PRO Model	\$30,389.00	Complete
Public Works	1000356	7/29/2025	STI Turf Care Equipment	Mower	\$14,075.74	Complete
Public Works	1000357	7/30/2025	D2 Powersports	2025 Polaris Ranger	\$19,518.78	Complete
Rec Deapartment	1000358	7/30/2025	Ford of Spartanburg	2025 Ford F250 Pickup	\$49,124.00	Complete
Fire Department	1000359	8/5/2025	Proper International	Boots	\$3,143.66	Opn
Rec Deapartment	1000360	8/8/2025	Capital One Card Services	Flag Football Sets	\$2,416.80	Complete
Fire Department	1000361	8/11/2025	OSI Federal Technologies	Research Tables	\$5,251.61	Complete

<i>Department</i>	<i>Purchase Order Number</i>	<i>Purchase Order Date</i>	<i>Vendor</i>	<i>Description</i>	<i>Purchase Order Total</i>	<i>Status</i>
Public Works	1000362	8/11/2025	Amick Equipment	Sidewinder	\$357,049.10	Complete
Fire Department	1000363	8/11/2025	Proper International	Revtac Ripstop Tactical Pant	\$7,434.31	Complete
Fire Department	1000364	8/18/2025	Proper International	Uniform	\$3,406.92	Complete
Rec Department	1000365	8/18/2025	Gameon	Customom Baseball/Softball	\$13,091.27	Complete
Public Works	1000366	8/21/2025	Lay of the Land of NC INC	Spreader	\$10,790.00	Complete
Police Department	1000367	8/21/2025	Caseguard, Inc	Annual Subscription	\$4,545.00	Complete
Fire Department	1000368	8/21/2025	Proper International	Uniforms	\$3,322.24	Complete
Rec Department	1000369	8/26/2025	Capital One Card Services	Volleyball Jerseys	\$4,823.00	Complete
Public Works	1000370	8/26/2025	Schaefer Systems Intl	95 Gallon Cart	\$15,791.88	Complete
Fire Department	1000371	8/28/2025	Stryker Sales Corp	Lifepak	\$2,876.12	Cancelled
Administration	1000372	9/19/2025	Seasoned Tree Care	3 Trees Removed	\$12,800.00	Complete
Public Works	1000373	9/24/2025	Napa Auto Parts	Napa Tracs Shop Management Program	\$5,450.00	Open
Fire Department	1000374	10/2/2025	Stryker Sales Corp	Lifepak	\$2,876.12	Complete
Rec Department	1000375	10/22/2025	Allan Herschell Company LLC	Train Parts	\$11,420.00	Complete
Rec Department	1000376	10/31/2025	Gameon	Uniforms	\$9,018.16	Complete
Rec Department	1000377	11/13/2025	MUSCO Corporation	Woodside Park Lighting	\$275,000.00	Open
Fire Department	1000378	11/19/2025	Municipal Emergency Services	Turnout Coat and Pants	\$33,742.98	Complete
Fire Department	1000379	11/13/2025	Municipal Emergency Services	Turnout Coat, Pants, and Gloves	\$3,999.91	Complete
Rec Department	1000380	12/5/2025	Barco Products Co	Wheelchair Acc Table	\$5,290.62	Complete
Police Department	1000381	12/18/2025	Dana Safety Supply	Ballistic w/ Carrier	\$5,005.32	Complete
Police Department	1000382	12/18/2025	Carolina Emblem Co	Simpsonville Patches	\$2,057.88	Complete
Fire Department	1000383	1/6/2026	Core Custom Graphics	Jackets w/ embroidery	\$9,013.26	Complete
Fire Department	1000384	1/12/2026	Foxfury	Lights & Helmets	\$10,227.20	Complete
Rec Department	1000385	1/29/2026	Gameon	Baseball Hats and Visors	\$21,834.46	Complete
Police Department	1000386	2/19/2026	Ridgeline Technology	Software	\$15,062.75	Open
Rec Department	1000387	2/19/2026	Crowd Control Warehouse	Black Barricades w/ storage	\$13,421.39	Complete
Fire Department	1000388	2/20/2026	Parks Automotive Group	Chevy Tahoe w/ upfitting	\$74,496.61	Open

<i>Department</i>	<i>Purchase Order Number</i>	<i>Purchase Order Date</i>	<i>Vendor</i>	<i>Description</i>	<i>Purchase Order Total</i>	<i>Status</i>
Police Department	1000389	2/24/2026	Axon Enterprise	Taser and Battery Packs	\$12,329.46	Open
Police Department	1000390	2/25/2026	Dana Safety Supply	Ballistic w/ Carrier	\$3,399.84	Open
Police Department	1000391	3/10/2026	Acexr LLC	VR System w/ accessories	\$4,397.90	Open
Fire Department	1000392	3/12/2026	Nafeco Inc	Red and Blue Fire Hoses	\$9,195.50	Open
Public Works	1000393	3/12/2026	Schaefer Systems Intl	95 Gallon Cart	\$25,822.69	Open
Fire Department	1000394	3/16/2026	Team Dodge Ram of Myrtle Beach	Durango for OPIOD Grant Administrator	\$38,145.00	Complete
Police Department	1000395	3/18/2026	Cook and Boardman Inc	Pistol Locker	\$5,082.70	Open
Rec Department	1000396	3/25/2026	Gameon	Baseball Jerseys	\$21,042.86	Complete
Police Department	1000397	3/26/2026	Dana Safety Supply Inc	.45 Caliber	\$2,486.34	Complete
Rec Department	1000398	4/1/2026	Mar Construction Company	Senior Center Restroom Renovations	\$21,700.00	Open
Police Department	1000399	4/7/2026	B&H Photo Video	Night Vision Goggles	\$2,962.70	Complete
Administration	100400	5/14/2026	Gemco	Council Chambers Ceiling	\$6,074.66	Open
Fire Department	100401	4/28/2026	1st Ring HVAC & Refridgeration	HVAC Replacement Station 5	\$6,619.70	Open